

PROPERTIES GUIDE

# VICTREX™ PEEK

THE FOUNDATION OF VICTREX INNOVATIONS



## Contents

|   |           |
|---|-----------|
| <b>Introduction</b>                               |           |
| <b>Mechanical Properties</b>                      | <b>2</b>  |
| Tensile Properties                                | 2         |
| Flexural Properties                               | 3         |
| Compressive Properties                            | 3         |
| Creep Properties                                  | 3         |
| Fatigue Properties                                | 4         |
| Impact Properties                                 | 4         |
| <b>Thermal Properties</b>                         | <b>5</b>  |
| Heat Deflection Temperature                       | 6         |
| Relative Thermal Index                            | 6         |
| Heat Ageing                                       | 6         |
| Coefficient of Linear Thermal Expansion           | 7         |
| Thermal Stability                                 | 7         |
| <b>Rheology</b>                                   | <b>8</b>  |
| <b>Flammability and Combustion Properties</b>     | <b>9</b>  |
| Ignition  | 9         |
| Flammability                                      | 9         |
| Smoke Density                                     | 9         |
| Smoke, Toxicity and Corrosivity                   | 9         |
| <b>Electrical Properties</b>                      | <b>10</b> |
| Volume Resistivity                                | 10        |
| Surface Resistivity                               | 10        |
| Dielectric Properties                             | 10        |
| Static Decay Properties and Dissipative Materials | 12        |
| <b>Tribology</b>                                  | <b>13</b> |
| Friction and Wear                                 | 13        |
| Block on Ring                                     | 13        |
| Thrust Washer                                     | 14        |
| Limiting Pressure and Velocity                    | 15        |
| <b>Environmental Resistance</b>                   | <b>16</b> |
| Hydrolysis Resistance                             | 16        |
| Gas and Liquid Permeation                         | 16        |
| Chemical Resistance                               | 17        |
| Radiation Resistance                              | 18        |
| Outgassing Characteristics                        | 18        |
| <b>Approvals and Specifications</b>               | <b>19</b> |
| <b>Materials of Choice</b>                        | <b>20</b> |

With over 30 years of focus and experience Victrex Polymer Solutions, a division of Victrex plc, is the world's leading manufacturer of high performance Polyaryletherketones (PAEK) including VICTREX™ PEEK polymer. Our product portfolio is one of the broadest range of polyaryletherketones on the market. We work with our customers and end users to deliver technology driven solutions to meet the challenges and opportunities they face and help them to achieve new levels of cost savings, quality and performance in the aerospace, automotive, electronics, energy, industrial, medical and semiconductor markets.

VICTREX PEEK polymer provides exceptional performance over a wide range of temperatures and extreme conditions. It is a linear, aromatic, semi-crystalline polymer widely regarded as one of the highest performing thermoplastics in the world. It provides a unique combination and range of high performance properties.

In addition to VICTREX PEEK polymer, we have two additional PAEK polymers, VICTREX HT™ polymer and VICTREX ST™ polymer that can maintain mechanical performance at increasingly higher temperatures in hostile environments.

When an end use application demands a combination of three or more performance properties our PAEK offer a tremendous material advantage with unmatched versatility. This ability to combine properties without sacrificing performance allows our materials to perform in a wide variety of operating conditions and broad range of applications.

## Why Victrex PAEKs?

- Unique combination of properties
- Extensive grade range
- Processed using conventional processing equipment
- Conforming to global approvals and specifications
- Product consistency
- Security of supply
- Supported by expert technical teams globally

### High Temperature Performance

Excellent high temperature performance, with glass transition temperatures ranging between 143°C - 162°C and melting temperatures between 343°C - 387°C.

### Mechanical Strength & Dimensional Stability

Excellent strength, stiffness, long-term creep and fatigue properties.

### Wear Resistance

High abrasion and cut through resistance combined with a low coefficient of friction.

### Chemical Resistance

Withstands a wide range of acids, bases, hydrocarbons and organic solvents.

### Hydrolysis Resistance

Low moisture absorption, resistant to steam, water and sea water, with low permeability.

### Electrical Performance

Electrical properties which are maintained over a wide frequency and temperature range.

### Low Smoke and Toxic Gas Emission

Inherently flame retardant without the use of additives. Low toxicity of combustion gases.

### Purity

Exceptionally low outgassing and extractables.

### Environmentally Friendly

Light weight, fully recyclable, halogen free, and RoHS compliant.

### Ease of Processing

One of the highest performing materials melt processable using conventional thermoplastic processing equipment.

## VICTREX™ PEEK

The broadest portfolio of polyaryletherketones, including VICTREX™ PEEK polymer. Victrex materials provide exceptional performance over a wide range of temperatures and extreme conditions.

## APTIV™ Films

Victrex APTIV™ film provides all of the properties of VICTREX PEEK polymer in a flexible format and is regarded as the most versatile and high performing thermoplastic films available.

## VICOTE™ Coatings

Eco-friendly VICOTE™ coatings, available in powder and aqueous dispersions, deliver resistance to high temperatures, exceptional scratch and wear resistance, high strength and durability.

Victrex materials are offered with different melt viscosities to meet specific thermoplastic process requirements: melt viscosity increases from the high flow PEEK 90 polymer to the standard viscosity PEEK 450 polymer. Products may be melt filtered into

unfilled granules, milled into fine powders, or compounded using a variety of fillers as well as being available in finished forms such as stock shapes, fibres, films, pipes and coatings. Table 1 gives an overview of the Victrex Polymer Solutions' product portfolio.

**Table 1: Victrex Polymer Solutions' Product Portfolio**

| VICTREX™ PEEK Polymers        |  |  |                      |
|-------------------------------|--|--|----------------------|
| Melt viscosity - polymer      | 90   | 150  | 450                  |
| Unfilled Coarse Powder        | 90P  | 150P   | 450P                 |
| Unfilled Fine Powder          |  | 150PF  | 450PF                |
|                               |  | 150XF  |                      |
|                               |  | 150UF10  |                      |
| Unfilled Granules             | 90G  | 150G / 150G903BLK  | 450G / 450G903BLK    |
| Glass Fibre Filled            | 90GL30                                     | 150GL15  | 450GL15              |
|                               | 90GL60                                     | 150GL20  | 450GL20              |
|                               |  | 150GL30 / 150GL30BLK   | 450GL30 / 450GL30BLK |
| Carbon Fibre Filled           | 90CA30                                     | 150CA30  | 450CA20              |
|                               | 90HMF20                                    |  | 450CA30              |
|                               | 90HMF40                                    |  | 450CA40              |
| Wear Grades                   |  | 150FC30  | 450FC30              |
|                               |  | 150FW30  | 450FE20              |
| VICTREX HT™ Polymers          |  | VICTREX ST™ Polymers   |                      |
| Unfilled Coarse Powder        | HT P22 / P45                               | ST P45   |                      |
| Unfilled Fine Powder          | HT P22PF / P45PF                           |  |                      |
| Unfilled Granules             | HT G22 / G45                               | ST G45   |                      |
| Glass Fibre Filled            | HT 22GL30                                  | ST 45GL30  |                      |
| Carbon Fibre Filled           | HT 22CA30                                  | ST 45CA30  |                      |
| VICTREX™ Special Products     |  |  |                      |
| Depth-filtered Granules       | 151G / 381G                                | Unfilled VICTREX PEEK for extreme purity requirements (fibre spinning, wire coating) |                      |
| Premium Wear Grades           | VICTREX WG™ Polymer WG101, WG102           | Outperforming standard wear grades at higher speed / load applications               |                      |
| Electrostatically Dissipative | VICTREX PEEK-ES™ Polymer ESD101 and ESD201 | Meeting specific ranges of resistivity   |                      |

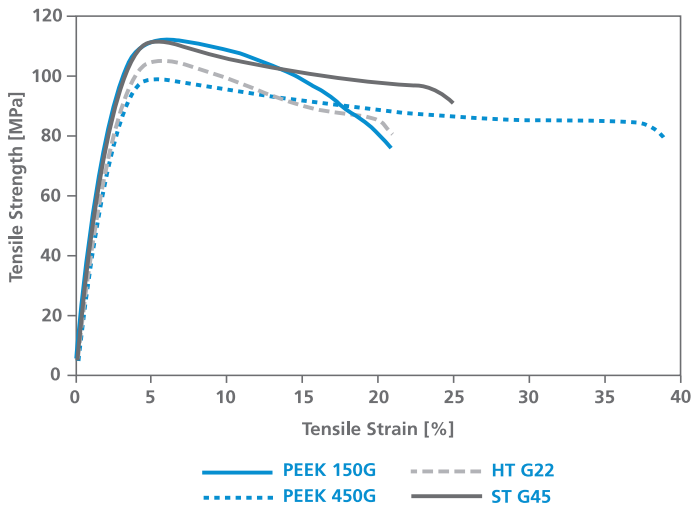
# MECHANICAL PROPERTIES

Victrex materials are widely regarded as the highest performing thermoplastic polymers with good retention of mechanical properties over a wide range of temperatures and conditions.

## TENSILE PROPERTIES

The tensile properties of Victrex polymers exceed those of most engineering thermoplastics. Tensile performance was evaluated according to ISO 527 and a comparative tensile plot of unfilled Victrex polymers is shown in Figure 1. These unfilled grades show ductile behaviour with a yield point of approximately 5% elongation and a tensile strength exceeding 100MPa.

**Figure 1: Typical tensile stress-strain curves for unfilled Victrex polymers**



Adding fillers increases strength and stiffness as shown in Figure 2 for a range of PEEK compounds. Filled compounds typically do not exhibit a yield point and therefore break in a brittle way. Tensile modulus, strength and elongation vary significantly depending on the type of filler and filler content.

**Figure 2: Typical tensile stress-strain curves for PEEK compounds (450G for comparison)**

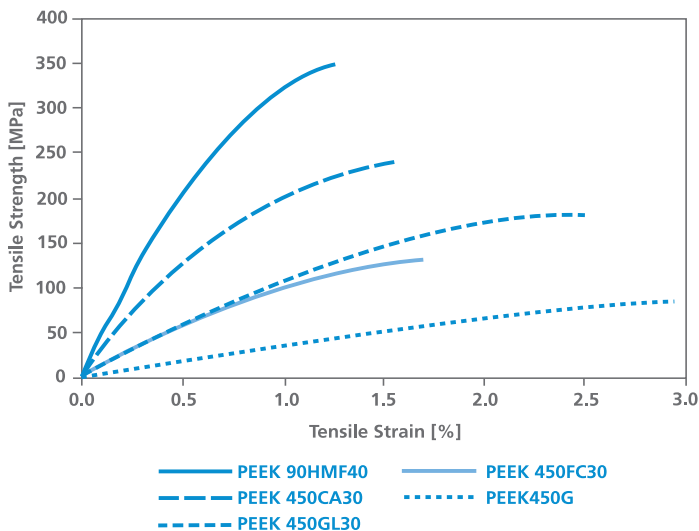
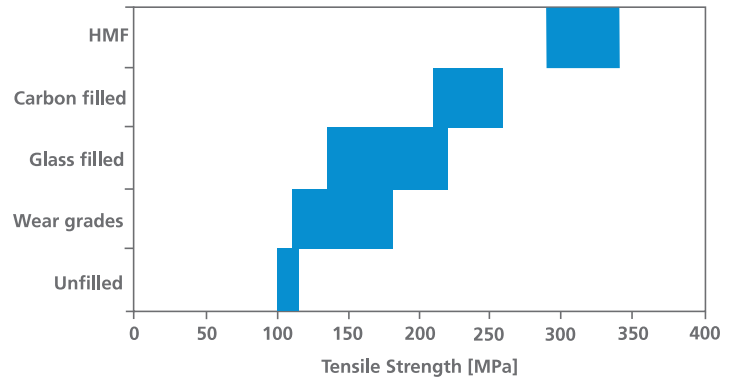


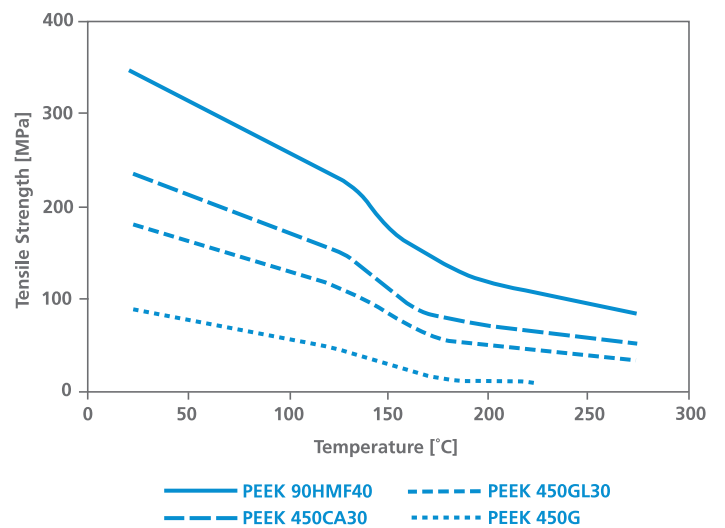
Figure 3 summarises the ranges of tensile strength for unfilled, glass fibre filled and carbon fibre filled materials as well as for wear grades.

**Figure 3: Ranges of tensile strength of Victrex materials**



Victrex materials are used to form structural components which experience or continually operate at high temperatures. Figure 4 shows a plot of tensile strength versus temperature for a range of Victrex materials and demonstrates a good retention of mechanical properties over a wide temperature range.

**Figure 4: Tensile strength versus temperature of various Victrex materials**

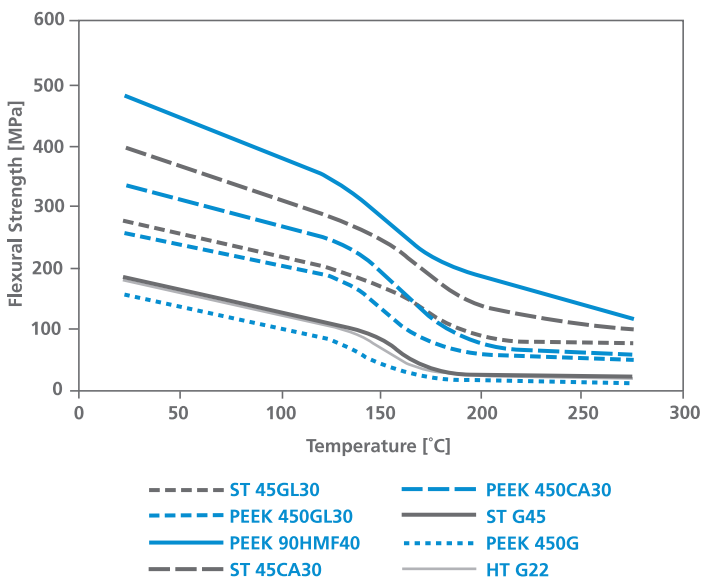


## FLEXURAL PROPERTIES

Victrex materials exhibit outstanding flexural performance over a wide temperature range. Flexural strength was evaluated according to ISO 178 with the results plotted versus temperature in Figure 5.

As for all semi-crystalline polymers, flexural strength of Victrex materials is temperature dependent, with a pronounced step-change going through the glass transition ( $T_g$ ). Even so, values of flexural strength of filled materials can achieve in excess of 200MPa at temperatures above  $T_g$ . The improvement in flexural strength retention in these graphs is explained by the increasing  $T_g$  going from PEEK, HT to ST.

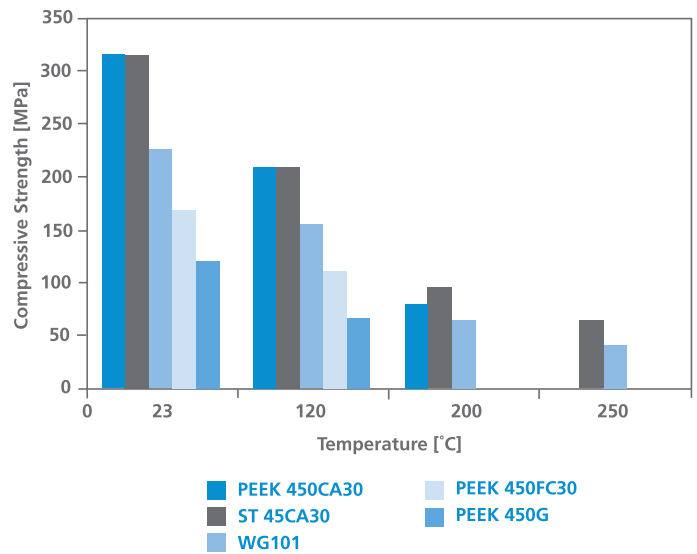
Figure 5: Flexural strength versus temperature of various Victrex materials



## COMPRESSIVE PROPERTIES

Compressive strength was evaluated in accordance with ISO 604 at temperatures up to 250°C. Figure 6 shows compressive strength versus temperature for a range of Victrex materials with focus on grades typically used in wear and extreme high pressure applications, and unfilled PEEK 450G as reference.

Figure 6: Compressive strength versus temperature of a range of Victrex materials

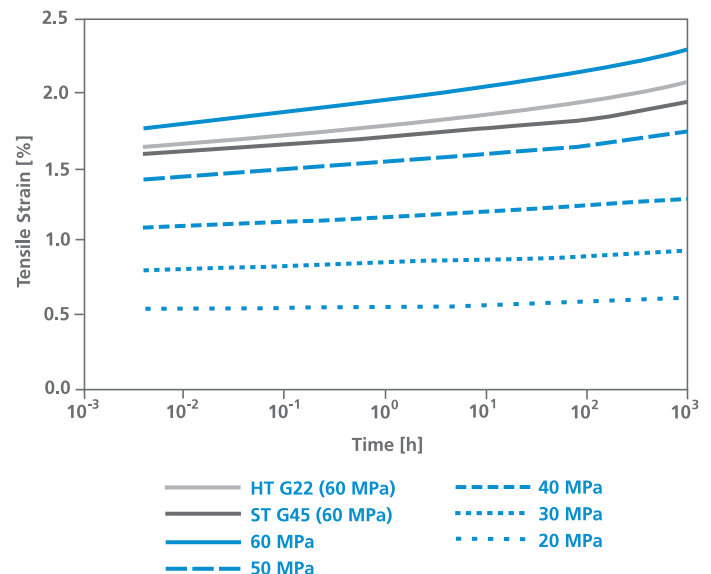


## CREEP PROPERTIES

Victrex materials have outstanding creep resistance and may sustain large stresses over a useful service life with little time-dependent deformation. Creep is defined as the deformation observed versus time under a constant applied stress. Tensile creep was evaluated according to ISO 899 at 23°C over a period of 1000h.

Tensile creep results for PEEK 450G at 23°C are shown in Figure 7 for several constant stress levels ranging from 20MPa to 60MPa. HT and ST have been included at 60MPa for comparison. The instantaneous deformation (strain at short creep-times) correlates to the stress-strain relationship derived in a tensile test, accordingly creep curves start at higher elongations with increasing applied loads. HT and ST exhibit slightly lower creep at 60MPa compared to PEEK 450G.

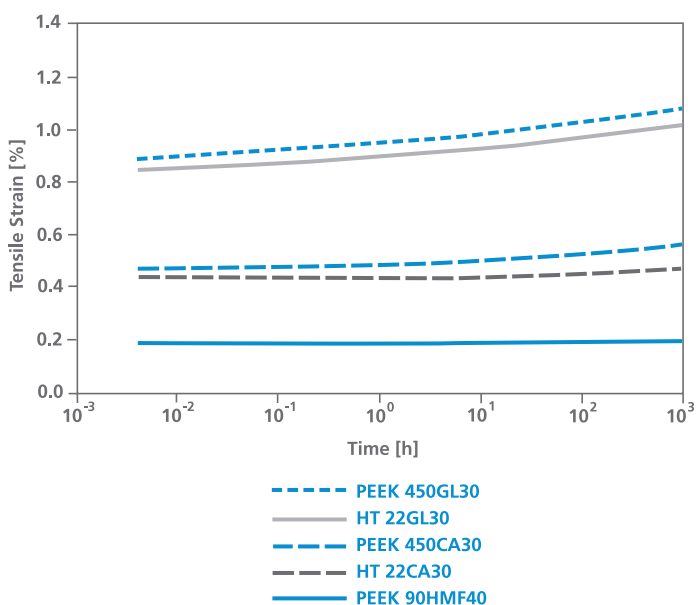
Figure 7: Tensile creep of PEEK 450G, HT and ST at 23°C



Adding fillers to unfilled polymer enhances mechanical performance such as strength and stiffness and therefore creep performance, with the increase dependent upon the type of filler and filler content. The high strength and stiffness characteristics of PEEK and HT compounds under conditions of creep are shown in Figure 8 at 23°C and a constant load of 90MPa.

PEEK 90HMF40, which has the highest strength and stiffness properties of all Victrex materials, demonstrates outstanding creep resistance. PEEK 450CA30 and PEEK 450GL30 are showing somewhat higher measurable time dependent creep at 90MPa compared to PEEK 90HMF40. HT compounds showed slightly improved creep performance opposed to PEEK based equivalents.

**Figure 8: Tensile creep of PEEK and HT compounds at 23°C and constant stress of 90MPa**

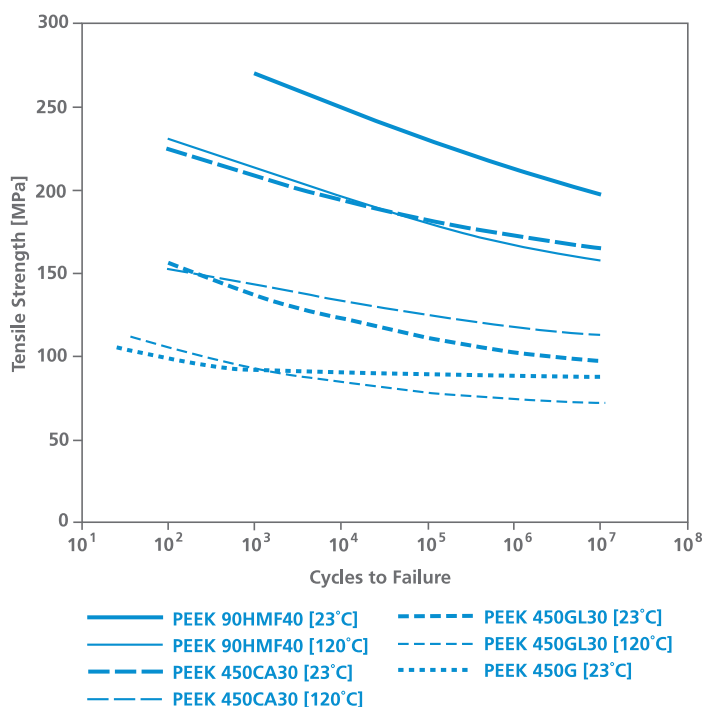


### FATIGUE PROPERTIES

Fatigue may be defined as the reduction in mechanical properties during continued cyclic loading. Tensile fatigue was evaluated using ISO tensile bars stressed at 5Hz with a sine wave between 10 and 100% of predefined loads.

Figure 9 shows the excellent fatigue performance at 23°C and 120°C for a range of Victrex materials. PEEK 450G shows very little decay in a tensile fatigue situation at 23°C. Adding fillers to unfilled PEEK enhances fatigue stress levels significantly.

**Figure 9: Tensile fatigue of a range of Victrex materials at 5Hz at 23°C and 120°C**

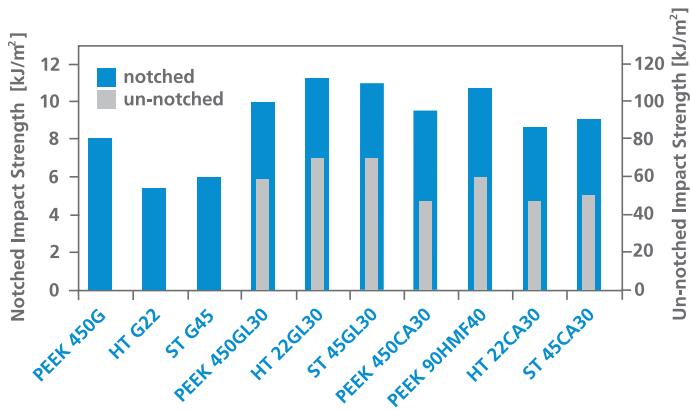


### IMPACT PROPERTIES

Impact testing is used to investigate the behaviour of materials under specific impact conditions and for estimating their toughness within the limitations inherent to the test conditions. There is a vast variety of test methods, low energy studies performed using pendulum geometry and high energy studies where failures are evaluated using falling weight apparatus. Pendulum geometry may use a cantilever support as in Izod testing (ISO 180) or a 3-point-bending configuration as in Charpy testing (ISO 179); with both using notched or un-notched impact bars.

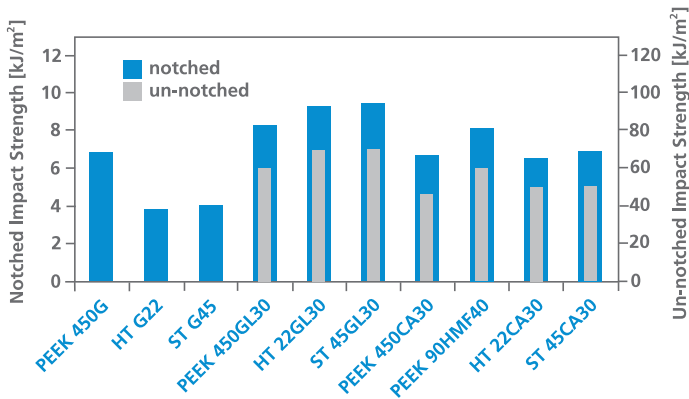
Figures 10 and 11 show Izod and Charpy impact strength of edgewise loaded samples for a range of Victrex materials, notched and un-notched. Unfilled Victrex materials are extremely tough and do not break in un-notched configuration, Izod or Charpy. Adding fillers to PEEK enhances the notched toughness.

**Figure 10: Izod Impact strength of various Victrex materials at 23°C**



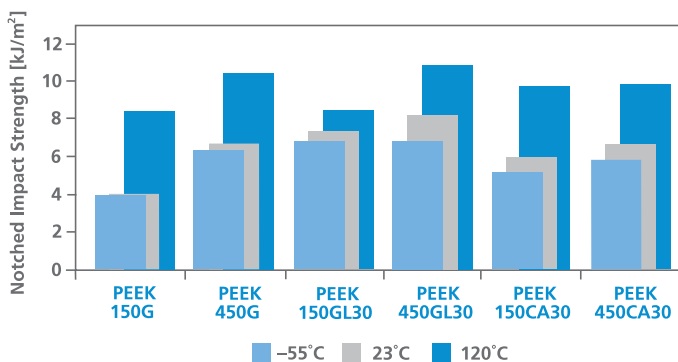
VICTREX™ PEEK polymer specified for aircraft landing gear hubcaps withstanding impacts of flying debris and has excellent environmental resistance in harsh conditions.

**Figure 11: Charpy Impact strength of various Victrex materials at 23°C**



Impact properties are temperature dependent as shown in Figure 12 for a range of Victrex materials. An increase in toughness is measured as temperature increases from -55°C to +120°C.

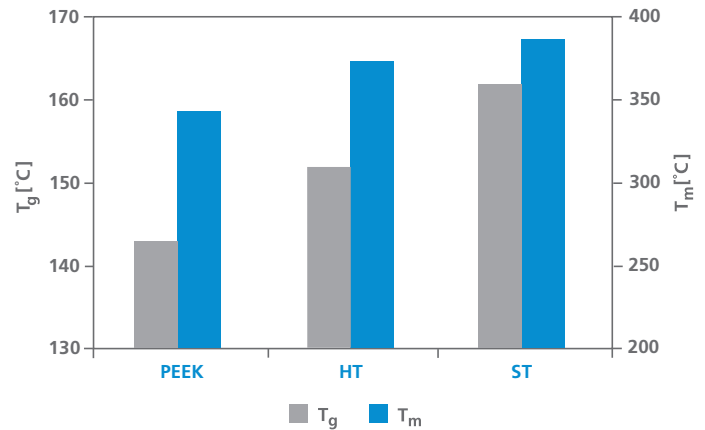
**Figure 12: Notched Charpy impact strength versus temperature of various Victrex materials**



## THERMAL PROPERTIES

Victrex polymers have glass transition ( $T_g$ ) and crystalline melting temperatures ( $T_m$ ) in the range shown in Figure 13. Due to the semi-crystalline nature of these polymers a high degree of mechanical properties is retained close to their melting temperatures.

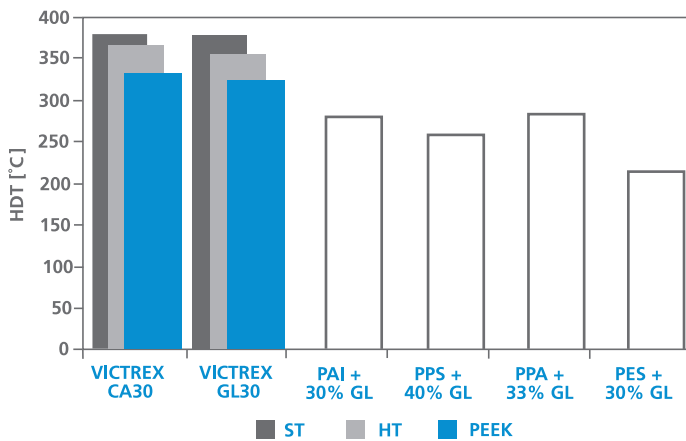
**Figure 13: The glass transition ( $T_g$ ) and crystalline melting temperatures ( $T_m$ ) for Victrex polymers determined by DSC (ISO 11357)**



## HEAT DEFLECTION TEMPERATURE

The short term thermal performance of polymers may be characterised by determining the Heat Deflection Temperature (HDT, ISO 75) at which a defined deformation is observed in a sample under constant applied stress (1.8 MPa) at constant heating rate. Victrex materials have excellent stiffness at high temperatures and correspondingly have high HDT values when compared with other high performance polymers.

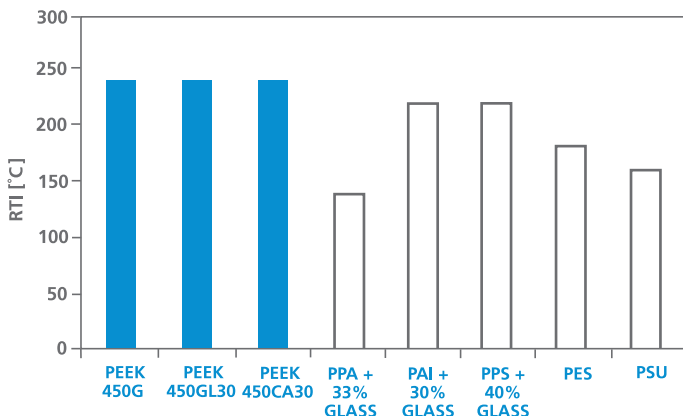
Figure 14: Heat deflection temperature (at 1.8 MPa) for Victrex materials and other high performance polymers



## RELATIVE THERMAL INDEX

Polymers are subject to thermal degradation at elevated temperatures. These effects may be evaluated by measuring the Relative Thermal Index (RTI) as defined by Underwriters Laboratories (UL746B). This test determines the temperature at which 50% of a particular material property is retained compared to a control material whose RTI is already known (RTI typically corresponds to extrapolated times between 60,000 and 100,000 hours). The UL RTI rating for Victrex materials compared to other high performance polymers are shown in Figure 15.

Figure 15: Relative Thermal Index (RTI) – mechanical without impact – for a range of high performance materials



## HEAT AGEING

The excellent retention of mechanical properties at various ageing temperatures in air for unfilled PEEK was determined as a measure of thermal ageing resistance. Results are shown in Figures 16 and 17. The initial increase in tensile strength observed in Figure 16 is a result of increased crystallinity due to annealing. The subsequent decrease in strength with time is due to thermal degradation.

Figure 16: Retained tensile strength of unfilled PEEK versus conditioning time at high temperatures

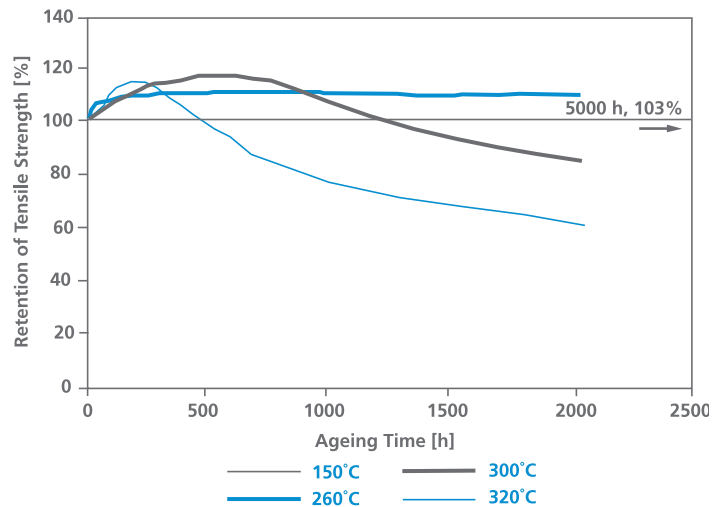
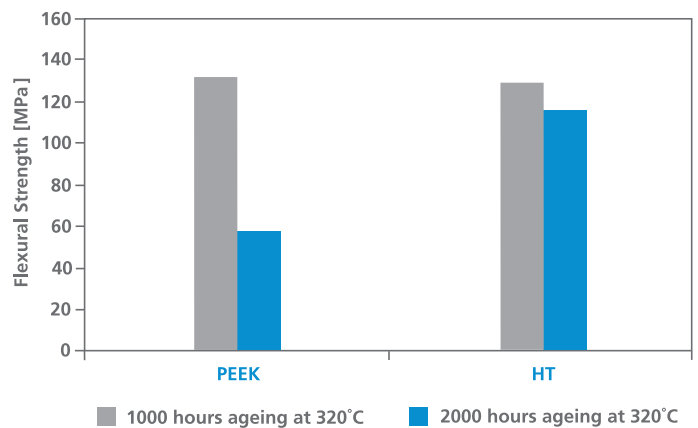


Figure 17: Retained flexural strength following high temperature ageing for unfilled PEEK and HT

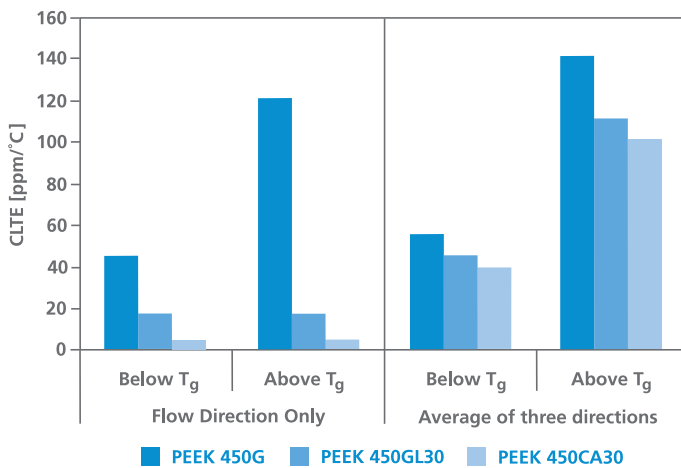




## COEFFICIENT OF LINEAR THERMAL EXPANSION

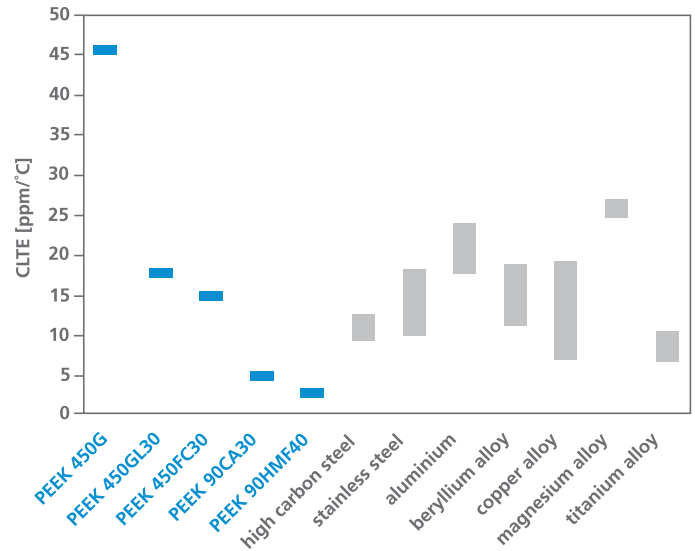
The Coefficient of Linear Thermal Expansion (CLTE) was measured according to ISO 11359. Materials were studied in three axes to fully characterise the anisotropic effects of filled grades. Figure 18 shows the variation in CLTE for standard PEEK grades in the flow direction and as an average of all three directions. Unfilled grades such as PEEK 450G are nearly isotropic and have little difference in expansion in different directions. However, glass fibre and carbon fibre-filled grades are anisotropic and as such have low expansion in the flow direction but significantly higher expansion transverse to flow. Also, there is a significant increase in CLTE as temperature is increased above  $T_g$ , with the difference lower for compounds, particularly in the flow direction.

**Figure 18: Coefficient of linear thermal expansion (CLTE) for various Victrex materials below and above  $T_g$**



The CLTE of a range of Victrex materials below  $T_g$  in the flow direction are compared to various metals in Figure 19.

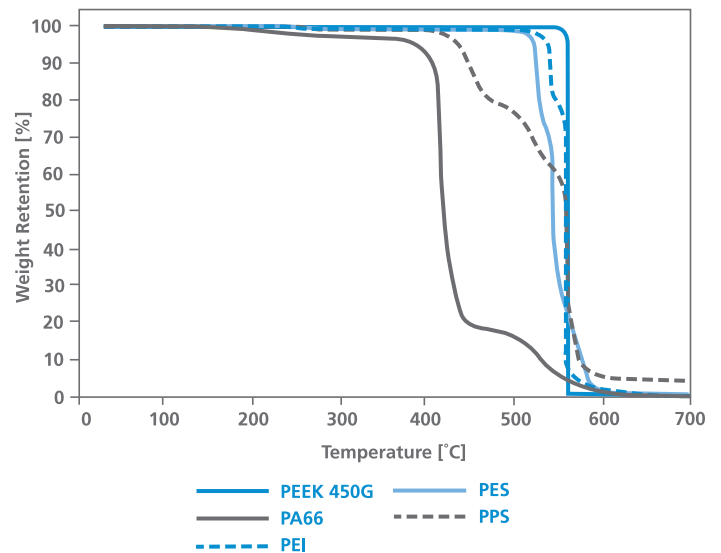
**Figure 19: Coefficient of linear thermal expansion (CLTE) for various Victrex materials versus metals (flow direction, below  $T_g$ )**



## THERMAL STABILITY

Thermogravimetry (TGA) illustrates the thermal stability of PEEK in air. Degradation only starts above 550°C with insignificant levels of outgassing at lower temperatures as can be seen in the comparative plot of PEEK 450G and other high performance polymers in Figure 20.

**Figure 20: Thermogravimetry (TGA) analysis of PEEK and other high performance polymers**




VICTREX™ PEEK polymer was selected in a cooling jacket application due to the material's dimensional stability, low radio frequency (RF) losses, and its ability to be precisely machined resulting in a new 1-part design.

## RHEOLOGY

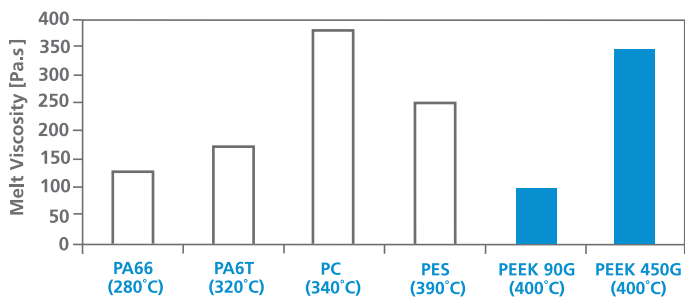
Like most thermoplastic materials the melt viscosity of Victrex materials is temperature dependent and shows shear thinning. A comparative plot of melt viscosity at a shear rate of 1000/s for a range of high performance polymers is shown in Figure 21. Although PEEK has one of the highest processing temperatures, the melt viscosity of PEEK 450G is in the range of polycarbonate melts.

Melt viscosity depends on base resin, filler type and filler level. Materials based on PEEK 450 have higher viscosity than those based on PEEK 150 and PEEK 90. Blending Victrex polymers with fillers such as glass or carbon fibre leads to higher viscosities as can be seen from Figure 22. Based on the high flow grade PEEK 90G compounds with up to 60 weight-% filler content are possible having a lower viscosity than 30% filled compounds of standard viscosity PEEK 450G. The wear grades with 30 weight-% fillers have viscosities similar to other 30% filled products shown in Figure 22.



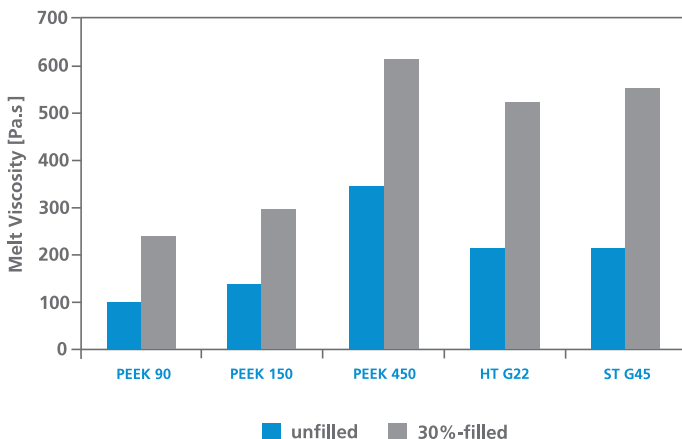
Rheology of Victrex polymers is suitable for standard injection moulding as well as for critical melt processing technologies such as extrusion of APTIV™ films.

**Figure 21: Melt viscosity at a shear rate of 1000/s at typical processing temperatures for a range of thermoplastics**



VICTREX™ PEEK polymer replaced steel in high-speed rotors and intricate bearing shells for dispersion instruments used in the medical industry.

**Figure 22: Melt viscosity (1000/s; 400 °C) of various Victrex materials (ST at 420°C)**



## FLAMMABILITY AND COMBUSTION PROPERTIES

Flammability can be defined as the ability of a material to support combustion, a flammable material being one which is easily ignited and burns rapidly.

Victrex materials are inherently resistant to combustion, and when they do burn, they produce few toxic or corrosive gases compared with other polymers. The addition of fillers (such as glass or carbon fibre) further improves Victrex materials inherent resistance to combustion.

### IGNITION

The Glow Wire Test (IEC 695-2-1) assesses the material's resistance to ignition as well as the ability to self extinguish. Unfilled PEEK and its compounds achieve GWFI 960°C rating – they ignite at 960°C but self extinguish on removal of the glow wire.

### FLAMMABILITY

The most widely accepted measure of flammability for plastic materials is the UL94-V vertical burn test which assess the ability of a plastic material to self extinguish once ignited – it is not a measure of the resistance to ignition. Unfilled PEEK 450G achieves UL94-V0 rating at 1.5mm. Glass or carbon fibre filled grades achieve UL94-V0 ratings at 0.5mm over a wide range of filler levels.

### SMOKE DENSITY

Burning plastics generate smoke, generally from incomplete combustion. Smoke reduces visibility, making it more difficult to escape from a fire. The smoke levels of Victrex materials are over 95% lower than the limits specified in aviation flammability standards (example: Boeing BSS 7238).

### SMOKE, TOXICITY AND CORROSIVITY

Burning plastics generate a range of toxic fire gases, including hydrogen cyanide (HCN), sulphur gases (SO<sub>2</sub>, H<sub>2</sub>S), nitrous gases (NO, NO<sub>2</sub>) and carbon monoxide (CO). These can be more lethal than the fire itself, as they can incapacitate people rendering them unable to

escape from the fire. Corrosive fire gases such as hydrogen fluoride (HF) and hydrogen chloride (HCl) will permanently damage sensitive electronic equipment.

The combustion products of Victrex materials are predominantly carbon dioxide (CO<sub>2</sub>) and carbon monoxide (CO). The amount of CO is less than 5% of the limits specified in aviation toxicity standards (example Boeing BSS 7239, Airbus ATS-1000).

Toxicity data is usually reported as an amount relative to the amount of gas considered to be fatal to humans. Table 2 shows the result of tests carried out in NBS smoke chamber, which confirms that the only toxic gas generated in significant quantities is carbon monoxide.



Flame resistant VICTREX™ PEEK polymer replaces metal in aerospace P-clamps, saving weight and reducing installation time.

Table 2: Toxicity of Combustion Gases from NBS Smoke Chamber Test

|   | Test without flame [ppm] |            | Test with flame [ppm] |            | Maximum Allowable Concentration [ppm] |            |
|---|--------------------------|------------|-----------------------|------------|---------------------------------------|------------|
|   | after 90s                | after 4min | after 90s             | after 4min | after 90s                             | after 4min |
| Carbon monoxide (CO)  | Trace                    | 1          | 30                    | 100        | 3000                                  | 3500       |
| Hydrogen Chloride (HCl)                                       | 0                        | 0          | 0                     | 0          | 50                                    | 500        |
| Hydrogen Cyanide (HCN)  | 0                        | 0          | 0                     | 0          | 100                                   | 150        |
| Sulphur-containing gases (H <sub>2</sub> S, SO <sub>2</sub> ) | 0                        | 0          | 0                     | 0          | 50                                    | 100        |
| Oxides of Nitrogen (NO <sub>x</sub> )                         | 0                        | 0          | 0.5                   | 1          | 50                                    | 100        |
| Hydrogen Fluoride (HF)  | 0                        | 0          | 0                     | 0          | 50                                    | 50         |

## ELECTRICAL PROPERTIES

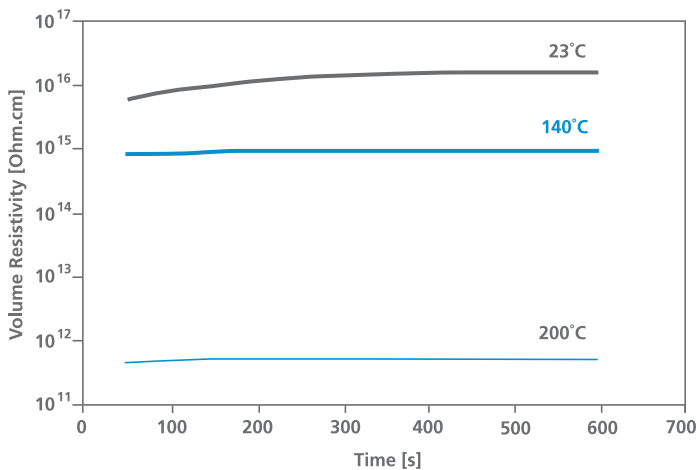
Victrex materials are often used as an electrical insulator with outstanding thermal, environmental resistance and mechanical performance.

### VOLUME RESISTIVITY

The volume resistance of a material is defined as the ratio of potential difference [volts] parallel to the current in a material, to the current density [amps].

As with all insulating materials, the change in resistivity with temperature, humidity, component geometry and time may be significant and must be evaluated when designing for operating conditions. These effects are plotted for PEEK 450G in terms of volume resistivity versus electrification time and temperature in Figure 23. HT displays similar volume resistivity properties to PEEK 450G under these conditions.

**Figure 23: Volume resistivity versus electrification time at various temperatures for PEEK 450G**

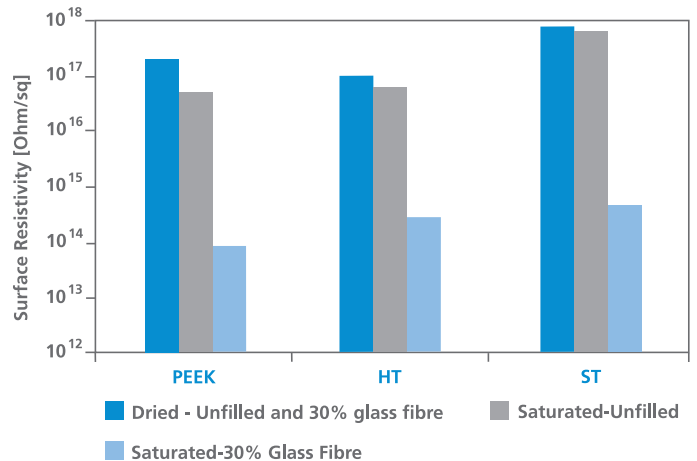


### SURFACE RESISTIVITY

The surface resistance of a material is defined as the ratio of the potential difference between two electrodes forming a square geometry on the surface of a specimen and the current which flows between them. Victrex materials have a surface resistivity typical of high performance polymers.

Figure 24 shows the surface resistivity for Victrex materials tested in accordance with ESD S11.11 and the impact of moisture. In all cases the resistivity following immersion is reduced. Larger changes are seen for the filled compounds but PEEK, HT and ST still remain insulating.

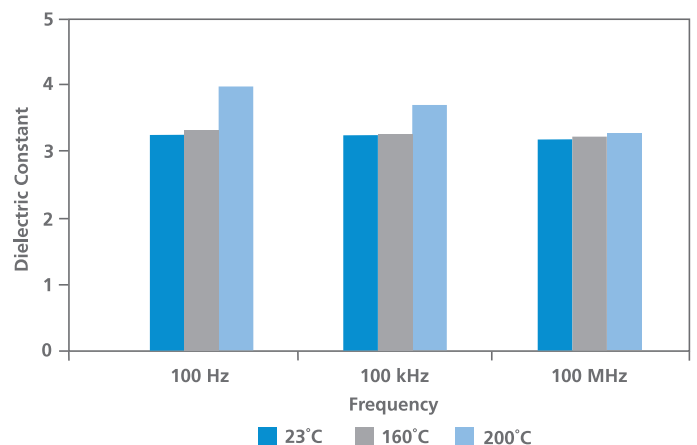
**Figure 24: Influence of moisture uptake on the surface resistivity of Victrex materials**



### DIELECTRIC PROPERTIES

The dielectric constant (or relative permittivity) is the ratio of a material's permittivity to the permittivity of a vacuum. In polymers the dielectric constant is a function of frequency and temperature. Figure 25 shows the dielectric constant for PEEK 450G over a range of temperatures and frequencies.

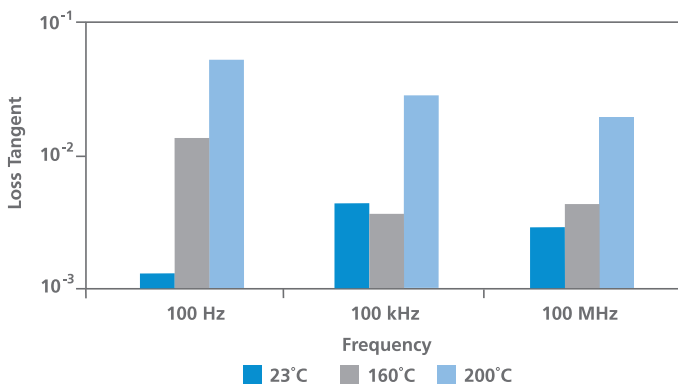
**Figure 25: Dielectric constant of PEEK 450G at temperatures between 23°C and 200°C and frequencies between 100Hz and 100MHz**



The Loss Tangent (dissipation factor) is expressed as the ratio of the Power Loss in a dielectric material to the Power transmitted through it.

The Loss Tangent for PEEK 450G over a range of temperatures and frequencies is shown in Figure 26. Results are comparable to other high performance materials.


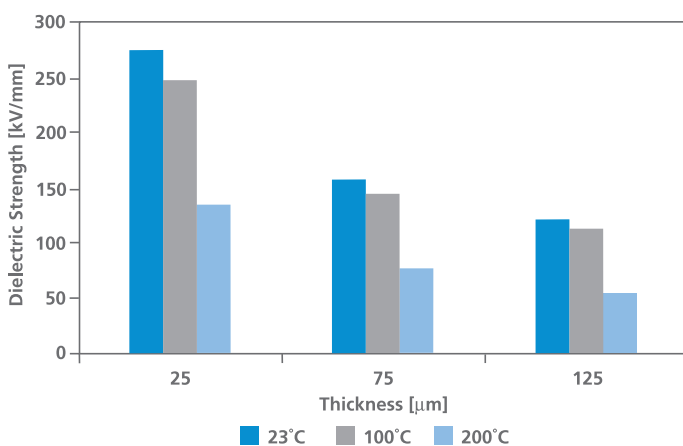
**Figure 26: Loss Tangent of PEEK 450G at temperatures between 23°C and 200°C and frequencies between 100Hz and 100MHz**



VICTREX™ PEEK polymer is being used for housings of aluminium electrolytic capacitors, meeting the requirements for lead-free soldering technologies in the electronics industry.

The dielectric strength is the voltage required to produce a dielectric breakdown in a material and is a measure of a material's electrical strength as an insulator. Apart from the material type the dielectric strength is also influenced by other factors including sample thickness and temperature. Figure 27 shows the dependency of dielectric strength on thickness and temperature in PEEK films.

**Figure 27: Influence of thickness and temperature on the dielectric strength of crystalline PEEK film**

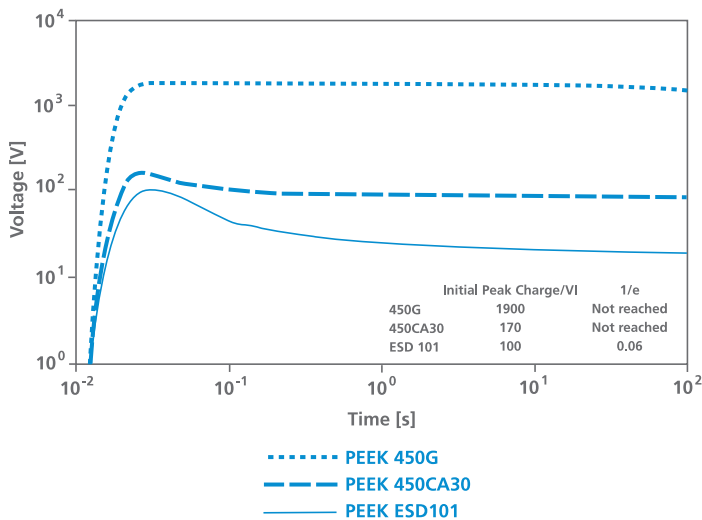


VICTREX™ PEEK polymer is enabling Back-End Test OEMs to enhance their performance with improved machinability to extremely fine pitches with low burr, excellent electrical properties including maintained dielectric properties over multiple cycles.

## STATIC DECAY PROPERTIES AND DISSIPATIVE MATERIALS


The retention of a static charge on the surface of a material and the subsequent surface potentials are a concern in many electronic applications. Figure 28 demonstrates the response of three Victrex materials following exposure to a 9kV corona. The suitability of a material in a triboelectrical environment is indicated by the amount of charge that initially couples to the sample's surface and the time it takes to dissipate. The results show that PEEK 450G charges easier and decays slower. PEEK ESD101 is least susceptible to charging with the additional benefit of faster decay times [1/e refers to the time for the initial peak charge to decay to 36.8% of its value measured in seconds].

**Figure 28: Static decay characteristics of PEEK 450G, 450CA30 and ESD101**



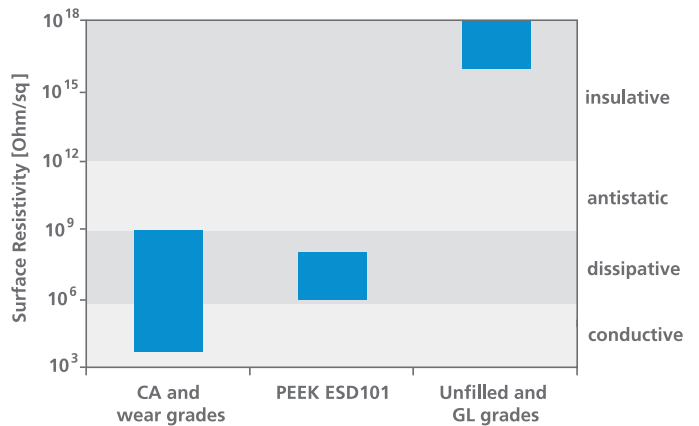
In terms of resistivity, PEEK ESD101 is dissipative. It offers tight control of surface resistance within the important ESD region of  $10^6$  and  $10^9$ .

Other Victrex materials do not offer tight control of surface resistivity, and are either insulating like unfilled or glass filled materials, or they show a large variability of surface resistance within the conductive to dissipative region like carbon filled materials as shown in Figure 29.



Wafer cassettes made with VICTREX™ PEEK-ESD™ polymer dissipate static charges in a controlled way, preventing damage to the wafer and preventing wafer contamination due to electrostatic attraction by reducing and preventing electrostatic accumulation.

**Figure 29: Schematic representation of the resistivity of Victrex materials**



Using VICTREX™ PEEK polymer in the manufacture of connectors and sensors allows for excellent dielectric properties over a wide range of temperatures and frequencies in combination with dimensional stability through the lead-free soldering process, mechanical strength, wear resistance and compliance to RoHS.

## TRIBOLOGY

Tribology is the branch of engineering that deals with the interaction of contacting surfaces in relative motion under applied load; their design, friction, wear and lubrication.

Victrex materials are used for tribological components due to their outstanding resistance to wear under high pressure and velocity conditions.

### FRICION AND WEAR

Wear is the progressive loss of material from surfaces in relative motion to one another. Wear may make the surface smoother or rougher, due to a range of processes including surface fatigue, abrasive wear and adhesive wear. The lower the wear rate, the better the resistance to wear in that specific wear scenario. The Wear Rate is defined as the rate of height loss in a specific wear environment, but is often reported as Specific Wear Rate or Wear Factor (Wear Rate / (pressure x velocity)).

The Wear Rate is influenced by the test conditions (pressure and velocity), it is therefore vital to know whether the Wear Factor is from high speed / low pressure or from low speed / high pressure testing.

Friction is the resistance to sliding motion between two surfaces. It is a dimensionless property ( $\mu$ ), varying with velocity, pressure, temperature, lubrication, the roughness and nature of the contacting surface.

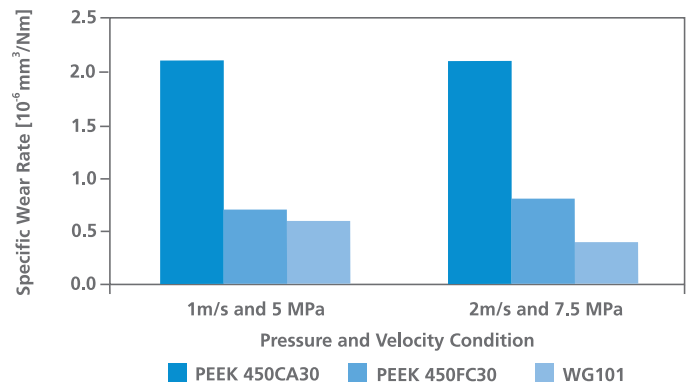
Frictional heating increases the temperature of the component especially in situations where there is limited possibility for heat to be removed from the system. As temperature increases above  $T_g$ , for a given material, there is a corresponding increase in wear rate (the material becoming softer).

### BLOCK ON RING

The Block on Ring test geometry (ASTM G137) measures the wear resistance of polymers under dry sliding conditions. This configuration is better suited for measurement of steady state wear rates at high loads and speeds which would lead to overheating (premature failure by melting) in the ASTM D3702 thrust washer configuration. Despite the differences in testing configurations, a good correlation in the ranking of wear resistance is achieved between the two methods.

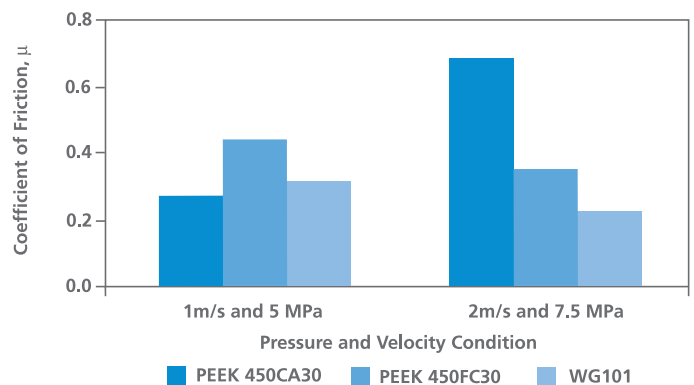
Block on Ring tests on a range of Victrex materials over the pressure and velocity range 5-15 MPa.m/s show that wear grades exhibit significantly lower wear rates than the PEEK 450CA30 reference as can be seen in Figure 30.

**Figure 30: Specific wear rate of various Victrex materials tested using the Block on Ring method**



There is little difference in the Coefficient of Friction at the low velocity and pressure condition. The Coefficient of Friction of lubricated compounds reduces at higher velocity and pressure conditions, but increases for the non-lubricated PEEK 450CA30 as shown in Figure 31.

**Figure 31: Coefficient of Friction of various Victrex materials tested using the Block on Ring method**



## THRUST WASHER

The ASTM D3702 thrust washer test method (wear rate and coefficient of friction of materials in self-lubricated rubbing contact) is widely used in the automotive industry to compare and rank polymers.

Tests carried out at speeds of 1-4m/s and loads of 0.35-0.65MPa (PV levels 0.35-2.6MPa.m/s) show the effect of formulation on wear performance for a range of Victrex materials and can be seen in Figure 32.

Carbon fibre materials (CA and HMF codes) have reduced wear rate compared with glass fibre compounds (GL codes). Materials with wear additives (FC, FW and WG codes) show the lowest wear rates over these test conditions.

**Figure 32: Average wear rates at low PV levels of various Victrex materials tested using the Thrust Washer method**

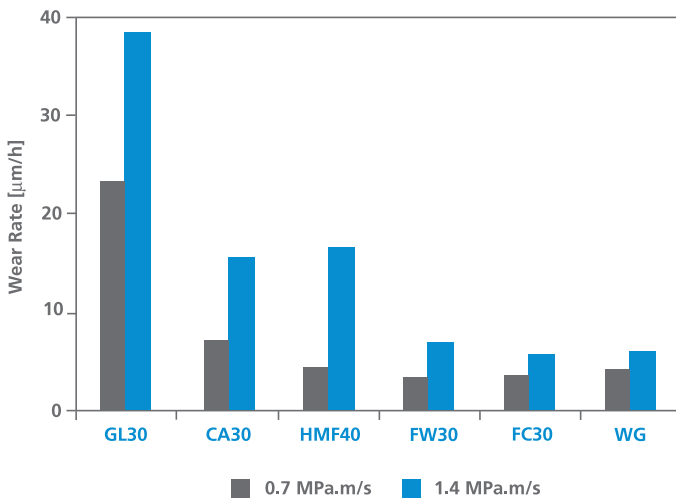
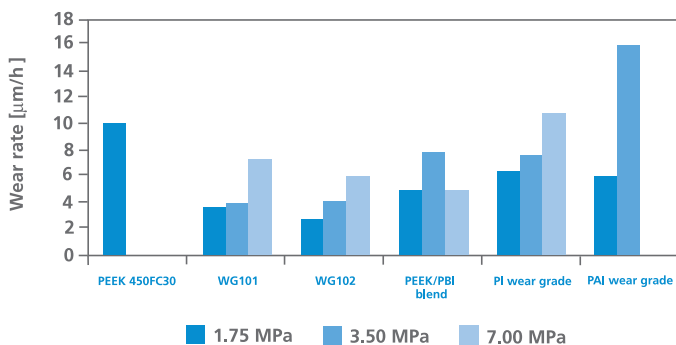


Figure 33 shows wear results from ASTM D3702 testing for Victrex compounds and other high performance polymers used in demanding tribological situations tested to destruction over speeds up to 6m/s. These results show that Victrex WG polymers have better wear performance than other high performance materials.

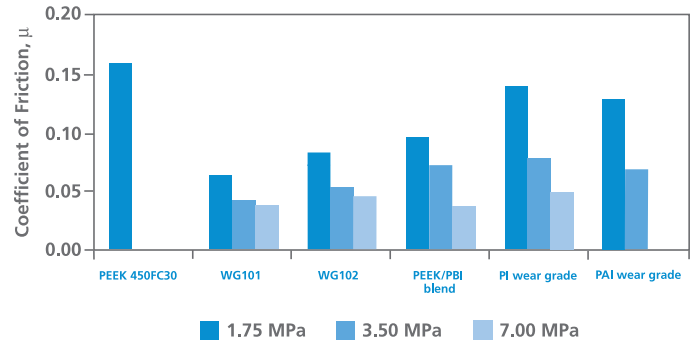
**Figure 33: Wear rate of various Victrex materials compared to other high performance materials tested using the Thrust Washer method at 1m/s test speed**



\*VICTREX PEEK 450FC30 did not survive past the 1.75 MPa test condition, the PAI wear grade did not survive past the 3.5 MPa test condition

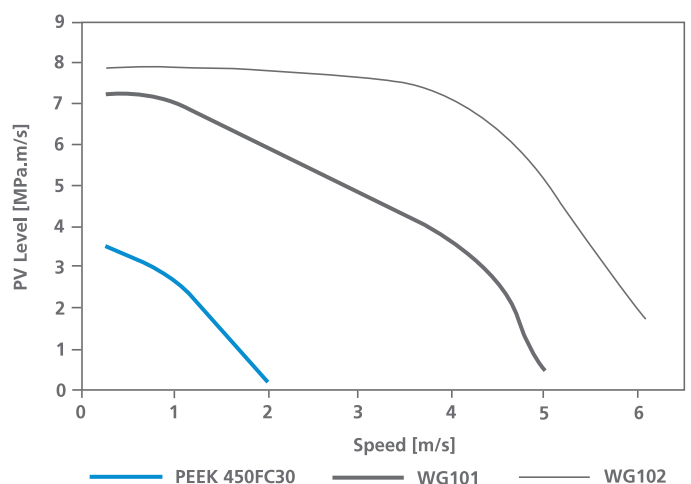
Figure 34 shows that Victrex WG polymers run with lower coefficient of friction than other high performance materials. Note that the coefficient of friction is four times higher than obtained with the block on ring (ASTM G137) method discussed previously.

**Figure 34: Coefficient of friction of various Victrex materials compared to other high performance materials tested using the Thrust Washer method at 1m/s test speed**



On the basis of ASTM D3702 testing, the application window for Victrex wear compounds is as shown in Figure 35. WG101 and WG102 can be used at significantly higher speeds and PV conditions than 450FC30. WG102 shows superior performance at the highest speeds tested.

**Figure 35: Application window for Victrex wear grades**





## LIMITING PRESSURE AND VELOCITY

Materials used for tribologically sensitive applications are often ranked according to their Limiting PV ( $L_{pv}$ ). The  $L_{pv}$  is the maximum pressure and speed condition a material survives before exhibiting excessive wear, interfacial melting or crack growth from ploughing. Materials in critical tribological interactions may undergo either a pressure or a velocity induced failure. A pressure induced failure occurs when the loading of a sample increases to the point at which the sample undergoes fatigue crack growth from an asperity removal. A velocity induced failure occurs at the point when the relative motion between surfaces is such that thermal work at the material interface is sufficient to catastrophically increase the wear rate.

Automotive wear test scenarios include applications where high loads are expected with relatively low speeds (such as thrust washers) as well as ones where high speeds are expected with relatively low loads (such as dynamic seals). Under the same PV conditions, thrust washers take higher loads but rotate much slower than dynamic seals.

Testing was carried out with a modified ASTM D3702 thrust washer geometry to obtain  $L_{pv}$  data at low speeds / high loads and high speeds / low loads.

At low speeds / high loads, all materials tested survived beyond 20MPa load and 0.7m/s speed. Premium wear grades (WG101 and WG102) showed significantly lower coefficients of friction and counterface temperatures than standard Victrex wear materials (150FW30 and 450FC30).

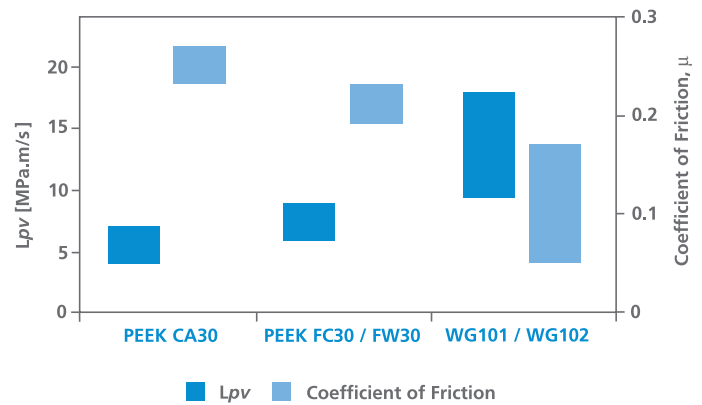
At high speeds / low loads, the compounds showed three different performance categories (with the same ranking as the ASTM G137 block on ring test from Figures 30 and 31), see Figure 36. All samples failed when counterface temperatures exceeded 300°C.

Carbon fibre reinforced, without wear additives (450CA30 and HT 22CA30), have low  $L_{pv}$  (under 7 MPa.m/s) with high coefficient of friction (0.25).

Standard Wear grades (150FW30 and 450FC30) have higher  $L_{pv}$  (6-9 MPa.m/s) with lower coefficient of friction (0.20).

Premium wear grades (WG101, WG102) have significantly improved  $L_{pv}$  (10-18 MPa.m/s) with much lower coefficients of friction (0.05-0.15). WG102 survived beyond the maximum load / speed combination in this test.

Figure 36:  $L_{pv}$  and Coefficient of friction under high speed / low load conditions for Victrex materials



VICTREX™ PEEK polymer replaces iron in design of gears used in balance shaft modules to deliver durability, reliability and improve efficiency.



VICTREX™ HT™ polymer replaced metal with fluoropolymer coatings in printer split finger eliminating the need for secondary processing providing high temperature performance in a tribological environment.



Selected for its ability to withstand the high temperatures of the sterilisation process and for its abrasion resistance, VICTREX™ PEEK polymer replaces stainless steel valves and housings in beverage bottling machines.

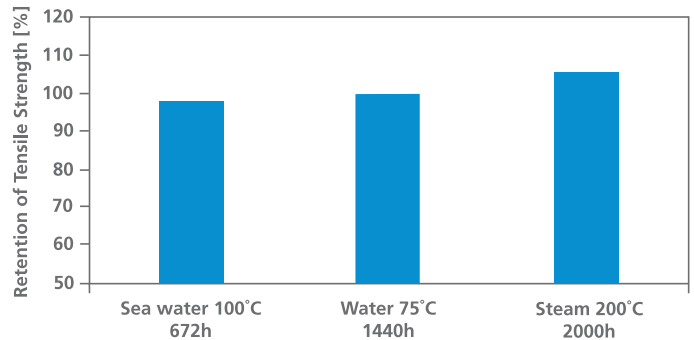
## ENVIRONMENTAL RESISTANCE

Victrex polymers exhibit excellent all-round environmental resistance which is retained at elevated temperatures. This means that they can be used to form components which are used in highly aggressive environments such as those in down-hole oil and gas applications or in parts which are exposed to repeated steam sterilisation.

## HYDROLYSIS RESISTANCE

Victrex high performance polymers are not attacked by prolonged exposure to water, sea water or steam which makes them an ideal choice for use in applications such as medical components, subsea equipment, and valve components.

**Figure 37: Retention of Tensile Strength of PEEK as a function of time in water at 75°C, sea water at 100°C and steam at 200°C and 14 bar pressure**



VICTREX™ PEEK polymer is used as a high-performance liner for wear resistant production tubing in the oil and gas industry exploiting PEEK's resistance to chemicals and gas permeation.

## GAS AND LIQUID PERMEATION

PEEK provides an effective barrier to the permeation of fluids and gasses. The solubility of fluids and gasses, the diffusion through and the permeation from PEEK polymer are up to several orders of magnitude lower than other commonly used polymers. Although there is increased polymer chain movement with increased temperature the solubility of gasses remains almost constant with increasing temperature and there is little change in any of the permeation parameters as the glass transition temperature is exceeded. Furthermore, the effect of high pressure is minimal: for example a 100-fold increase in pressure produces only a 10-fold increase in permeation rate. The low solubility of various fluids and gasses in PEEK combined with its high modulus ensures that it is not susceptible to the effects of Rapid Gas Decompression.

**Table 3: Permeation rates of various common gases through 100µm crystalline PEEK film.**

| Gas            | Permeation Rate<br>cm <sup>3</sup> m <sup>-2</sup> day <sup>-1</sup> |
|----------------|--|
| Carbon Dioxide | 420  |
| Helium         | 1600   |
| Hydrogen       | 1400   |
| Methane        | 8  |
| Nitrogen       | 15   |
| Oxygen         | 76   |
| Water Vapour   | 4  |

Extensive studies of the permeation of gases such as hydrogen sulphide (H<sub>2</sub>S) through PEEK pipes have shown that PEEK provides superior barrier properties compared to other high performance polymers as shown in Table 4.

**Table 4: Comparative permeation data for PEEK and other high performance polymers**

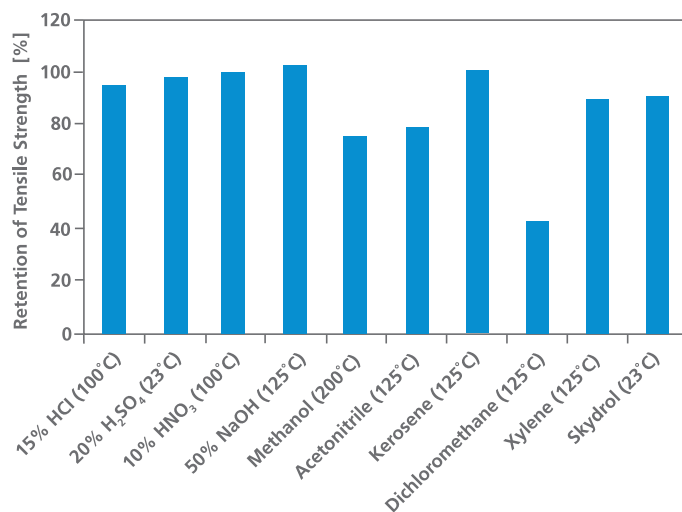
| Material | Temperature (°C) | Permeation coefficient Q (cm <sup>2</sup> s <sup>-1</sup> atm <sup>-1</sup> ) | Diffusion coefficient D (cm <sup>2</sup> s <sup>-1</sup> ) |
|----------|------------------|---|--|
| PEEK     | 155              | 6.2 x 10 <sup>-9</sup>  | 6.5 x 10 <sup>-8</sup>                                     |
| PEEK     | 110              | 1.2 x 10 <sup>-9</sup>  | 1.3 x 10 <sup>-8</sup>                                     |
| PVDF     | 100              | 1.3 x 10 <sup>-6</sup>  | Not available  |
| PA 11    | 100              | 6.6 x 10 <sup>-7</sup>  | 0.8 x 10 <sup>-6</sup>                                     |

## CHEMICAL RESISTANCE

VICTREX PEEK is widely regarded as having excellent resistance to a very wide range of chemical species over a range of temperatures, retaining high levels of mechanical properties and generally with little swelling or discolouration. As an indication of this broad chemical resistance, Figure 38 shows the retention of tensile strength for PEEK 450G after 28 days immersion in a range of chemicals at various temperatures.

*A current chemical resistance list is available for download from our website [www.victrex.com](http://www.victrex.com)*

**Figure 38: Retention of tensile strength of PEEK 450G after 4 weeks immersion in a range of chemical species**

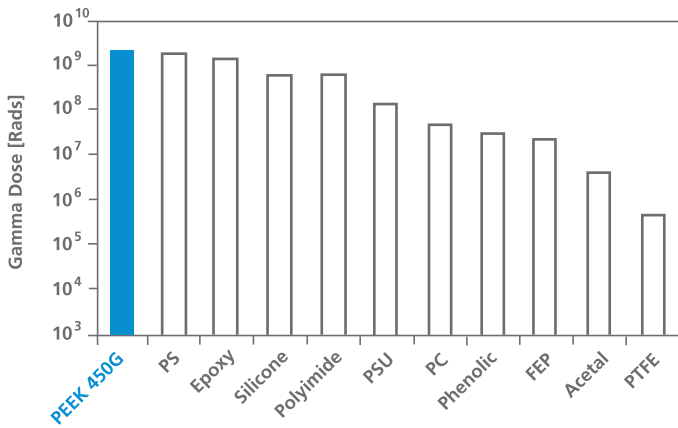


VICTREX™ PEEK polymer used in patented PEEK-SEP membrane technology for the purification of natural gas, VOC abatement and filtration of aggressive solvents in demanding separation applications.

## RADIATION RESISTANCE

Thermoplastic materials exposed to electromagnetic or particle based ionising radiation can become brittle. Due to the energetically stable chemical structure of Victrex materials, components can successfully operate in, or be repeatedly sterilised by, high doses of ionising radiation. A comparative bar chart of PEEK 450G and other high performance polymers is shown in Figure 39, where the recorded dose is at the point at which a slight reduction in flexural properties is observed. The data shows that Victrex materials have greater resistance to radiation damage than other high performance polymers.

**Figure 39: The oxidative gamma radiation dose at which a slight deterioration of flexural properties occurs**



VICTREX™ PEEK polymer provides optimum dimensional stability and purity for wafer contact components in Front Opening Unified Pod (FOUP) silicon wafer technology.

## OUTGASSING CHARACTERISTICS

Victrex materials are inherently pure with very small amounts of low molecular weight volatile organics. Table 5 shows data generated in accordance with ASTM E595. Victrex materials were heated to 125°C for 24h under a vacuum of 5x10<sup>-5</sup> Torr. All values are expressed as a percentage of the weight of the test sample. ASTM E595 specifies acceptable limits for TML as 1.0% maximum and for CVCM 0.1% maximum.

**Table 5: Outgassing characteristics of various Victrex materials**

| PEEK    | %TML | %CVCM | %WVR |
|---------|------|-------|------|
| 450G    | 0.26 | 0.00  | 0.12 |
| 450GL30 | 0.20 | 0.00  | 0.08 |
| 450CA30 | 0.33 | 0.00  | 0.12 |

**TML** – total mass loss – is the total mass of material that is outgassed from the test sample when maintained at a specific temperature for a specific time.

**CVCM** – collected volatile condensable material – is the quantity of outgassed matter from the test sample which is condensed and collected at a given temperature and time.

**WVR** – water vapour regained – is the mass of water regained by the test sample after conditioning at 50% relative humidity at 23°C for 24hours.

## APPROVALS AND SPECIFICATIONS

Victrex materials are used extensively across a broad spectrum of applications including Aerospace (Commercial and Defence), Automotive, Marine, Industrial and Energy (Fossil Fuel and Renewable), where end-user approval is necessary to confirm compliance of the finished product to the end-users own standard or an international market sector standard. Specifications are met at various industry leaders such as Airbus, Boeing, Daimler-Chrysler, Bosch and the US Military. Table 6 summaries a number of important global approvals that Victrex materials meet.

**Table 6: Summary of global approvals met by Victrex materials**

### WATER CONTACT

|                         |  |
|-------------------------|--|
| <b>WRAS - (BS 6920)</b> | VICTREX PEEK 450G, 450GL30, 450CA30 and 450FC30 meet the WRAS, (Water Regulations Advisory Scheme) - Effects on Water quality to BS 6920 for non-metallics being suitable for contact with, and for the manufacture of components of water fittings for use in contact with cold and hot water up to 85°C for domestic purposes. |
| <b>DVGW - (W270)</b>    | VICTREX PEEK-unreinforced, GL30, CA30 and FC30 meet the DVGW-(German Association of Gas and Water), standard W270 for Microbial Enhancement on Materials to Come into Contact with Drinking Water – Testing and Assessment.  |

### FOOD CONTACT

|  |  |
|--|--|
| <b>2002/72/EC</b>  | VICTREX PEEK - unfilled, unfilled black 903, GLxx, GLxx Blk, and VICTREX HT-unfilled comply with the regulations of the European Commission Directive 2002/72/EC and subsequent amendments up to 975/2009, and including the Regulation (EC) No 1935/2004, both in their relevant versions on materials and articles intended to come into contact with food (note - "xx" denotes addition level of filler). |
| <b>FDA 21 CFR 177.2415</b>                                     | VICTREX PEEK - unfilled, unfilled black 903 GLxx, GLxx Blk, CAxx, FE20, FW30, and VICTREX HT-unfilled comply with the compositional requirements of the regulations for plastics for food contact FDA 21 CFR 177.2415, of the Food and Drug Administration (FDA) of the United States of America.  |
| <b>3A Sanitary Standard for Multiple Use Plastic Materials</b> | VICTREX PEEK unfilled (all grades based on 90, 150, 380 and 450 viscosities), APTIV 1000 and 2000 series extruded films, and VICOTE 700 series milled powders.   |

### FLAMMABILITY

|             |   |
|-------------|---|
| <b>UL94</b> | VICTREX PAEK polymers and compounds conform to the general requirements of UL (Underwriters Laboratory) Flammability Standard 94-V. Grade specific details are available upon request from Victrex plc or through the UL website under reference QMFZ2.E161131. |
|-------------|---|

### GENERAL

|                             |  |
|-----------------------------|--|
| <b>ISO 9001:2008</b>        | The management system of Victrex Manufacturing Ltd has been assessed and certified to ISO 9001:2008 for the Design, Manufacture and Sale of High-performance Polyketones.  |
| <b>REACH</b>                | Victrex polymers are exempt from the REACH registration requirements. Monomers used in the polymer manufacture have been pre-registered in accordance with the requirements of REACH. To the best of our knowledge at this time, Victrex products do not contain any SVHC's-(Substance of Very High Concern) >0.1%w/w. It is our policy to monitor all new and existing suppliers to ensure we do not supply material containing Substances of Very High Concern >0.1%w/w. |
| <b>RoHS</b>                 | VICTREX PEEK, VICTREX HT, VICTREX ST and Compounds conform to the requirements of Directive 2002/95/EC (27th January 2003) on RoHS-(the Restriction of the use of certain Hazardous Substances in electrical and electronic equipment).  |
| <b>ELV</b>                  | VICTREX PEEK, VICTREX HT, VICTREX ST and Compounds conform to the requirements of Directive 2000/53/EC for ELV-(End of Life Vehicles). Covering vehicles and end-of life vehicles, including their components and materials.   |
| <b>WEEE</b>                 | Victrex materials, in conjunction with the Directive for RoHS, conform to the requirements of the European Directive 2002-96-EC for WEEE-(Waste Electrical and Electronic Equipment).  |
| <b>FM 4910 Approval</b>     | VICTREX PEEK-unfilled conforms to the requirements of the American National Standard for Cleanroom materials Flammability Test Protocol, ANSI/FM 4910. FM 4910 was developed to meet the need in the semiconductor industry for fire-safe materials.   |
| <b>MITI Approval</b>        | VICTREX PEEK has been approved to the MITI-(Ministry of Trade and Industry).   |
| <b>Environmental Policy</b> | Victrex has an environmental policy and operates to an operating permit (reference number BU5640IA) issued and audited by the UK Environment Agency. We also have an internal environmental management system which is audited as part of our ISO 9001:2008 registration.  |

Victrex Polymer Solutions is constantly exploring new applications for our PAEK-based products, which is continuously increasing the number of approvals and specifications for our products.

*Please contact your local Victrex Office or enquire via our website. [www.victrex.com](http://www.victrex.com)*

# MATERIALS OF CHOICE

|  | Condition                  | Test Method | Units             | Unfilled         |                  |                  |                  |
|--|----------------------------|-------------|-------------------|------------------|------------------|------------------|------------------|
|  |                            |             |                   | PEEK 90G         | PEEK 150/151G    | PEEK 381G        | PEEK 450G        |
| <b>Mechanical Properties</b>             |                            |             |                   |                  |                  |                  |                  |
| Tensile Strength                         | Yield, 23°C                | ISO 527     | MPa               | 110              | 110              | 100              | 100              |
|  | Break, 23°C                |             |                   |                  |                  |                  |                  |
|  | Break, 125°C               |             |                   |                  |                  |                  |                  |
|  | Break, 175°C               |             |                   |                  |                  |                  |                  |
|  | Break, 275°C               |             |                   |                  |                  |                  |                  |
| Tensile Elongation                       | 23°C                       | ISO 527     | %                 | 15               | 25               | 40               | 45               |
| Tensile Modulus                          | 23°C                       | ISO 527     | GPa               | 3.7              | 3.7              | 3.7              | 3.7              |
| Flexural Strength                        | 23°C                       | ISO 178     | MPa               | 180              | 175              | 170              | 165              |
|  | 125°C                      |             |                   | 95               | 90               | 90               | 85               |
|  | 175°C                      |             |                   | 20               | 19               | 18               | 18               |
|  | 275°C                      |             |                   | 14               | 13               | 13               | 13               |
| Flexural Modulus                         | 23°C                       | ISO 178     | GPa               | 4.3              | 4.3              | 4.2              | 4.1              |
| Compressive Strength                     | 23°C                       | ISO 604     | MPa               | 120              | 120              | 120              | 120              |
|  | 120°C                      |             |                   | 70               | 70               | 70               | 70               |
|  | 200°C                      |             |                   |                  |                  |                  |                  |
|  | 250°C                      |             |                   |                  |                  |                  |                  |
| Charpy Impact strength                   | Notched, 23°C              | ISO 179/1eA | kJ/m <sup>2</sup> | 4.0              | 4.0              | 6.0              | 7.0              |
|  | Unnotched, 23°C            | ISO 179/1U  |                   | no break         | no break         | no break         | no break         |
| Izod Impact Strength                     | Notched, 23°C              | ISO 180/A   | kJ/m <sup>2</sup> | 4.5              | 5.0              | 6.5              | 7.5              |
|  | Unnotched, 23°C            | ISO 180/U   |                   | no break         | no break         | no break         | no break         |
| <b>Thermal Properties</b>                |                            |             |                   |                  |                  |                  |                  |
| Melting Point                            |                            | ISO 3146    | °C                | 343              | 343              | 343              | 343              |
| Glass Transition (T <sub>g</sub> )       | Onset                      | ISO 3146    | °C                | 143              | 143              | 143              | 143              |
| Coefficient of Thermal Expansion         | Along flow <T <sub>g</sub> | ISO 11359   | ppm/°C            | 45               | 45               | 45               | 45               |
|  | Average <T <sub>g</sub>    |             |                   | 55               | 55               | 55               | 55               |
|  | Along flow >T <sub>g</sub> |             |                   | 120              | 120              | 120              | 120              |
|  | Average >T <sub>g</sub>    |             |                   | 140              | 140              | 140              | 140              |
| Heat Deflection Temperature              | 1.8MPa                     | ISO 75A-f   | °C                | 156              | 156              | 152              | 152              |
| Thermal Conductivity                     | 23°C                       | ASTM C177   | W/m°C             | 0.29             | 0.29             | 0.29             | 0.29             |
| RTI                                      | Electrical                 | UL 746B     | °C                |                  | 260              | 260              | 260              |
|  | Mechanical without impact  |             |                   |                  | 240              | 240              | 240              |
|  | Mechanical with impact     |             |                   |                  | 180              | 180              | 180              |
| <b>Flow properties</b>                   |                            |             |                   |                  |                  |                  |                  |
| Melt Viscosity                           | 400°C                      | ISO 11443   | Pa.s              | 90               | 130              | 300              | 350              |
|  | 420°C                      |             |                   |                  |                  |                  |                  |
| <b>Other Properties</b>                  |                            |             |                   |                  |                  |                  |                  |
| Density                                  | 23°C                       | ISO 1183    | g/cm <sup>3</sup> | 1.30             | 1.30             | 1.30             | 1.30             |
| <b>Electrical Properties</b>             |                            |             |                   |                  |                  |                  |                  |
| Dielectric Strength                      | 2.5mm thickness            | IEC 60243-1 | kV/mm             | 16               | 16               | 16               | 16               |
| Comparative Tracking Index               | 23°C                       | IEC 60112   | V                 | 150              | 150              | 150              | 150              |
| Loss Tangent                             | 23°C, 1MHz                 | IEC 60250   | n/a               | 0.003            | 0.003            | 0.003            | 0.003            |
| Dielectric Constant                      | 23°C, 1kHz                 | IEC 60250   | n/a               | 3.3              | 3.3              | 3.2              | 2.8              |
| Volume Resistivity                       | 23°C                       | IEC 60093   | Ωcm               | 10 <sup>16</sup> | 10 <sup>16</sup> | 10 <sup>16</sup> | 10 <sup>16</sup> |
| <b>Recommended processing conditions</b> |                            |             |                   |                  |                  |                  |                  |
| Temperature settings                     | hopper – nozzle            |             | °C                | 350-365          | 350-365          | 350-370          | 355-375          |
| Mould Temperature (max 250°C)            |                            |             | °C                | 160-200          | 160-200          | 170-200          | 170-200          |
| Nozzle Temperature                       |                            |             | °C                | 365              | 365              | 370              | 375              |
| Tool Temperature                         |                            |             | °C                | 160              | 160              | 170              | 180              |
| Spiral flow                              | 1mm wall thickness         |             | mm                | 245              | 220              | 130              | 110              |
|  | 3mm wall thickness         |             |                   |                  |                  |                  |                  |
| Mould Shrinkage                          | Along flow                 | ISO 294-4   | %                 | 1.0              | 1.0              | 1.0              | 1.0              |
|  | Across flow                |             | %                 | 1.3              | 1.3              | 1.3              | 1.3              |

| Table 1: Mechanical properties of PEEK and PEEK-GF30      |          |                        |                  |                  |                  |                  |                         |                 |                 |                 |     |  |
|---|----------|------------------------|------------------|------------------|------------------|------------------|-------------------------|-----------------|-----------------|-----------------|-----|--|
| Material  |          | Glass fibre reinforced |                  |                  |                  |                  | Carbon fibre reinforced |                 |                 |                 |     |  |
| HT  | ST       | PEEK                   | PEEK             | PEEK             | HT               | ST               | PEEK                    | PEEK            | PEEK            | HT              |     |  |
| G22   | G45      | 90GL30                 | 150GL30          | 450GL30          | 22GL30           | 45GL30           | 90CA30                  | 150CA30         | 450CA30         | 22CA30          |     |  |
| 115   |          |                        |                  |                  |                  |                  |                         |                 |                 |                 |     |  |
|   |          | 190                    | 190              | 180              | 200              | 200              | 260                     | 260             | 260             | 260             |     |  |
|   |          | 130                    | 115              | 115              | 125              | 130              | 180                     | 150             | 160             | 170             |     |  |
|   |          | 80                     | 70               | 60               | 75               | 80               | 110                     | 95              | 85              | 110             |     |  |
|   |          | 45                     | 40               | 35               | 55               | 50               | 65                      | 55              | 50              | 70              |     |  |
| 20  | 20       | 2.3                    | 2.5              | 2.7              | 2.8              | 2.5              | 1.3                     | 1.5             | 1.7             | 1.6             |     |  |
| 3.7   | 4.3      | 12.0                   | 12.0             | 11.8             | 12.0             | 12.0             | 27                      | 26              | 25              | 26              |     |  |
| 185   | 180      | 290                    | 280              | 270              | 300              | 300              | 360                     | 360             | 380             | 370             |     |  |
| 110   | 110      | 190                    | 190              | 190              | 210              | 200              | 250                     | 250             | 250             | 240             |     |  |
| 32  | 36       | 80                     | 80               | 80               | 120              | 125              | 120                     | 120             | 120             | 170             |     |  |
| 16  | 21       | 50                     | 50               | 50               | 85               | 75               | 60                      | 60              | 60              | 90              |     |  |
| 4.2   | 4.1      | 12.0                   | 11.5             | 11.3             | 11.0             | 11.0             | 24                      | 23              | 23              | 23              |     |  |
| 140   | 145      | 250                    | 250              | 250              | 290              | 290              | 300                     | 300             | 300             | 300             |     |  |
| 90  | 90       | 160                    | 160              | 160              | 180              | 190              | 200                     | 200             | 200             | 210             |     |  |
| 30  | 35       | 55                     | 55               | 55               | 75               | 75               | 70                      | 70              | 70              | 95              |     |  |
|   |          |                        |                  |                  |                  |                  | 50                      | 50              |                 |                 |     |  |
| 3.8   | 4.0      | 7.5                    | 7.5              | 8.0              | 9.0              | 9.5              | 6.0                     | 6.0             | 7.0             | 6.5             |     |  |
| no break  | no break | 45                     | 55               | 55               | 70               | 70               | 45                      | 45              | 45              | 45              |     |  |
| 5.0   | 6.0      | 8.5                    | 9.0              | 10               | 11               | 11               | 6.0                     | 7.5             | 9.5             | 8.5             |     |  |
| no break  | no break | 40                     | 50               | 60               | 70               | 70               | 40                      | 40              | 45              | 45              |     |  |
| Table 2: Mechanical properties of PEEK-GF30 and PEEK-CF30 |          |                        |                  |                  |                  |                  |                         |                 |                 |                 |     |  |
| 373   |          | 343                    | 343              | 343              | 373              | 387              | 343                     | 343             | 343             | 373             |     |  |
| 152   |          | 143                    | 143              | 143              | 152              | 162              | 143                     | 143             | 143             | 152             |     |  |
| 45  |          | 20                     | 20               | 18               | 20               | 21               | 5                       | 5               | 5               | 5               |     |  |
| 55  |          | 45                     | 45               | 45               | 45               | 40               | 40                      | 40              | 40              | 35              |     |  |
| 75  |          | 20                     | 20               | 18               | 25               | 23               | 5                       | 6               | 6               | 5               |     |  |
| 130   |          | 110                    | 110              | 110              | 110              | 100              | 90                      | 100             | 100             | 90              |     |  |
| 163   |          | 335                    | 335              | 328              | 360              | 380              | 342                     | 339             | 336             | 368             |     |  |
| 0.29  |          | 0.30                   | 0.30             | 0.30             | 0.30             | 0.30             | 0.95                    | 0.95            | 0.95            | 0.95            |     |  |
|   |          |                        |                  |                  |                  |                  |                         |                 |                 |                 |     |  |
|   |          | 240                    |                  | 240              |                  |                  |                         |                 |                 |                 |     |  |
|   |          | 240                    |                  | 240              |                  |                  |                         | 240             | 240             |                 |     |  |
|   |          | 220                    |                  | 220              |                  |                  |                         | 200             | 200             |                 |     |  |
| Table 3: Mechanical properties of PEEK-GF30 and PEEK-CF30 |          |                        |                  |                  |                  |                  |                         |                 |                 |                 |     |  |
| 190   |          | 220                    | 280              | 560              | 500              |                  |                         | 260             | 320             | 675             | 550 |  |
| 220   |          |                        |                  |                  |                  |                  | 550                     |                 |                 |                 |     |  |
| Table 4: Mechanical properties of PEEK-GF30 and PEEK-CF30 |          |                        |                  |                  |                  |                  |                         |                 |                 |                 |     |  |
| 1.30  |          | 1.52                   | 1.52             | 1.51             | 1.53             | 1.53             | 1.40                    | 1.40            | 1.40            | 1.41            |     |  |
| Table 5: Mechanical properties of PEEK-GF30 and PEEK-CF30 |          |                        |                  |                  |                  |                  |                         |                 |                 |                 |     |  |
| 17  |          | 17                     | 17               | 20               | 16               | 19               |                         |                 |                 |                 |     |  |
| 150   |          | 150                    | 150              | 150              | 150              | 150              |                         |                 |                 |                 |     |  |
| 0.0035  |          | 0.004                  | 0.004            | 0.005            | 0.005            | 0.004            |                         |                 |                 |                 |     |  |
|   |          | 3.0                    | 3.3              | 3.3              | 3.2              | 3.2              | 3.3                     |                 |                 |                 |     |  |
| 10 <sup>16</sup>  |          | 10 <sup>16</sup>       | 10 <sup>16</sup> | 10 <sup>16</sup> | 10 <sup>16</sup> | 10 <sup>16</sup> | 10 <sup>5</sup>         | 10 <sup>5</sup> | 10 <sup>5</sup> | 10 <sup>5</sup> |     |  |
| Table 6: Mechanical properties of PEEK-GF30 and PEEK-CF30 |          |                        |                  |                  |                  |                  |                         |                 |                 |                 |     |  |
| 375-395   |          | 355-370                | 360-380          | 360-385          | 375-395          | 385-410          | 360-380                 | 365-385         | 375-395         | 380-405         |     |  |
| 190-215   |          | 170-200                | 170-200          | 180-200          | 190-215          | 200-220          | 170-200                 | 180-210         | 180-210         | 190-215         |     |  |
| 395   |          | 370                    | 380              | 385              | 395              | 410              | 380                     | 385             | 395             | 405             |     |  |
| 200   |          | 180                    | 180              | 190              | 200              | 210              | 190                     | 200             | 200             | 200             |     |  |
| 200   |          | 185                    | 150              | 85               | 105              | 100              | 130                     | 140             | 75              | 80              |     |  |
|   |          | 680                    |                  |                  | 410              | 440              | 330                     |                 |                 |                 |     |  |
| 1.0   |          | 0.3                    | 0.3              | 0.3              | 0.3              | 0.3              | 0.1                     | 0.1             | 0.1             | 0.1             |     |  |
| 1.2   |          | 0.9                    | 0.9              | 0.9              | 0.9              | 0.9              | 0.5                     | 0.5             | 0.5             | 0.7             |     |  |

|                 |                 |                 | Friction and Wear grades |                  |                 |                  | Special Products |                 |                 |
|-----------------|-----------------|-----------------|--------------------------|------------------|-----------------|------------------|------------------|-----------------|-----------------|
| ST<br>45CA30    | PEEK<br>90HMF20 | PEEK<br>90HMF40 | PEEK<br>150FC30          | PEEK<br>450FC30  | PEEK<br>150FW30 | PEEK<br>450FE20  | WG101            | WG102           | ESD101          |
|                 |                 |                 |                          |                  |                 |                  |                  |                 |                 |
|                 |                 |                 |                          |                  |                 |                  |                  |                 |                 |
| 270             | 280             | 330             | 150                      | 140              | 180             | 78               | 180              | 190             | 120             |
| 180             | 190             | 220             | 100                      | 95               |                 |                  | 125              | 130             |                 |
| 120             | 120             | 145             | 65                       | 55               |                 |                  | 85               | 85              |                 |
| 70              | 80              | 85              | 35                       | 35               |                 |                  | 55               | 55              |                 |
| 1.7             | 1.9             | 1.2             | 2.0                      | 2.2              | 1.8             | 25               | 1.9              | 1.9             | 1.5             |
| 25              | 22              | 45              | 12.5                     | 12.5             | 15              | 2.9              | 19               | 19              | 11.5            |
| 380             | 400             | 480             | 220                      | 230              | 270             | 125              | 280              | 290             | 190             |
| 290             | 290             | 350             |                          |                  |                 |                  | 220              | 220             |                 |
| 190             | 180             | 220             |                          |                  |                 |                  | 140              | 145             |                 |
| 100             | 100             | 120             |                          |                  |                 |                  | 70               | 75              |                 |
| 22              | 20              | 37              | 11.5                     | 11.5             | 14.5            | 3.2              | 17               | 17              | 10.5            |
| 310             | 270             | 310             | 170                      | 170              |                 | 105              | 220              | 250             |                 |
| 210             | 200             | 250             | 110                      | 110              |                 | 65               | 160              | 175             |                 |
| 95              | 90              | 120             |                          |                  |                 |                  | 65               | 80              |                 |
| 65              |                 |                 |                          |                  |                 |                  | 45               | 55              |                 |
| 7.0             | 7.5             | 8.0             | 4.0                      | 5.0              |                 |                  | 5.0              | 5.0             |                 |
| 50              | 60              | 60              | 30                       | 35               |                 |                  | 35               | 35              |                 |
| 9.0             | 9.5             | 10.5            | 5.0                      | 6.0              | 5.0             | 7.5              | 5.5              | 6.0             | 3.5             |
| 50              | 60              | 60              | 30                       | 35               | 35              | no break         | 35               | 35              | 25              |
|                 |                 |                 |                          |                  |                 |                  |                  |                 |                 |
| 387             | 343             | 343             | 343                      | 343              | 343             | 343              | 343              | 373             | 343             |
| 162             | 143             | 143             | 143                      | 143              | 143             | 143              | 143              | 152             | 143             |
| 10              | 5.5             | 3.0             | 12                       | 15               | 9               | 40               | 9                | 9               | 25              |
| 40              | 40              | 35              | 45                       | 45               | 45              | 60               | 35               | 35              | 40              |
| 13              | 3.0             | 1.0             | 15                       | 20               | 9               | 120              | 10               | 10              | 70              |
| 95              | 100             | 80              | 110                      | 115              | 110             | 140              | 90               | 90              | 125             |
| 383             | 347             | 349             | 315                      | 315              |                 |                  | 343              | 367             |                 |
| 0.95            |                 |                 | 0.87                     | 0.87             |                 |                  | 1.30             | 1.30            |                 |
|                 |                 |                 |                          |                  |                 |                  |                  |                 |                 |
|                 |                 |                 | 240                      | 240              |                 |                  |                  |                 |                 |
|                 |                 |                 | 180                      | 180              |                 |                  |                  |                 |                 |
|                 |                 |                 |                          |                  |                 |                  |                  |                 |                 |
|                 | 200             | 330             | 290                      | 550              | 260             | 340              | 350              | 600             | 275             |
| 560             |                 |                 |                          |                  |                 |                  |                  |                 |                 |
|                 |                 |                 |                          |                  |                 |                  |                  |                 |                 |
| 1.41            | 1.37            | 1.45            | 1.45                     | 1.45             | 1.43            | 1.40             | 1.44             | 1.44            | 1.65            |
|                 |                 |                 |                          |                  |                 |                  |                  |                 |                 |
|                 |                 |                 |                          |                  |                 | 21               |                  |                 |                 |
|                 |                 |                 |                          |                  |                 | 0.004            |                  |                 |                 |
|                 |                 |                 |                          |                  |                 | 2.8              |                  |                 |                 |
| 10 <sup>5</sup> | 10 <sup>5</sup> | 10 <sup>5</sup> | 10 <sup>8</sup>          | 10 <sup>10</sup> | 10 <sup>7</sup> | 10 <sup>15</sup> | 10 <sup>6</sup>  | 10 <sup>7</sup> | 10 <sup>8</sup> |
|                 |                 |                 |                          |                  |                 |                  |                  |                 |                 |
| 390-415         | 365-385         | 365-385         | 360-380                  | 365-385          | 365-385         | 355-375          | 370-390          | 390-410         | 365-385         |
| 200-230         | 180-200         | 190-200         | 170-200                  | 170-200          | 170-200         | 170-200          | 180-210          | 190-215         | 180-220         |
| 415             | 385             | 380             | 380                      | 385              | 385             | 375              | 390              | 410             | 385             |
| 210             | 190             | 190             | 180                      | 200              | 180             | 180              | 200              | 190             | 180             |
| 90              | 180             | 100             | 130                      | 80               | 165             | 130              | 135              | 85              | 140             |
| 410             |                 |                 |                          | 380              |                 |                  |                  | 360             |                 |
| 0.1             | 0.0             | 0.0             | 0.2                      | 0.3              | 0.1             | 1.2              | 0.0              | 0.1             | 0.4             |
| 0.7             | 0.6             | 0.4             | 0.7                      | 0.7              | 0.6             | 1.7              | 0.5              | 0.6             | 0.5             |



## NOTES

---



Based in the UK, Victrex is an innovative and world leading global provider of high-performance polymer solutions for the aerospace, automotive, electronics, energy and medical industries. Every day, millions of people rely on products and applications containing our polymers – from smart phones, aircraft and cars all the way to medical devices and oil and gas installations. With over 35 years' experience, we provide cutting-edge technological solutions that shape future performance for our customers and markets and drive value for our shareholders.

[www.victrex.com](http://www.victrex.com)

#### World Headquarters

Victrex plc  
Hillhouse International  
Thornton Cleveleys  
Lancashire  
FY5 4QD  
United Kingdom

TEL +44 (0)1253 897700  
FAX +44 (0)1253 897701  
MAIL [victrexplc@victrex.com](mailto:victrexplc@victrex.com)

#### Americas

Victrex USA Inc  
300 Conshohocken State Road  
Suite 120  
West Conshohocken  
PA 19428  
USA

TEL +1 800-VICTREX  
TEL +1 484-342-6001  
FAX +1 484-342-6002  
MAIL [americas@victrex.com](mailto:americas@victrex.com)

#### Europe

Victrex Europa GmbH  
Langgasse 16  
65719 Hofheim/Ts.  
Germany

TEL +49 (0)6192 96490  
FAX +49 (0)6192 964948  
MAIL [customerservice@victrex.com](mailto:customerservice@victrex.com)

#### Japan

Victrex Japan Inc  
Mita Kokusai Building Annex  
4-28, Mita 1-chome  
Minato-ku  
Tokyo 108-0073  
Japan

TEL +81 (0)3 5427 4650  
FAX +81 (0)3 5427 4651  
MAIL [japansales@victrex.com](mailto:japansales@victrex.com)

#### Asia Pacific

Victrex High Performance  
Materials (Shanghai) Co Ltd  
Part B Building G  
No. 1688 Zhuanxing Road  
Xinzhuan Industry Park  
Shanghai 201108  
China

TEL +86 (0)21-6113 6900  
FAX +86 (0)21-6113 6901  
MAIL [scsales@victrex.com](mailto:scsales@victrex.com)

©Victrex plc September 2016

Victrex plc believes that the information contained in this document is an accurate description of the typical characteristics and/or uses of the product or products, but it is the customer's responsibility to thoroughly test the product in each specific application to determine its performance, efficacy, and safety for each end-use product, device or other application. Suggestions of uses should not be taken as inducements to infringe any particular patent. The information and data contained here in are based on information we believe reliable. Mention of a product in this document is not a guarantee of availability. Victrex plc reserves the right to modify products, specifications and/or packaging as part of a continuous program of product development. Victrex plc makes no warranties, express or implied, including, without limitation, a warranty of fitness for a particular purpose or of intellectual property non-fringement, including, but not limited to patent non-infringement, which are expressly disclaimed, whether express or implied, in fact or by law. Further, Victrex plc makes no warranty to your customers or agents, and has not authorized anyone to make any representation or warranty other than as provided above. Victrex plc shall in no event be liable for any general, indirect, special, consequential, punitive, incidental or similar damages, including without limitation, damages for harm to business, lost profits or lost savings, even if Victrex has been advised of the possibility of such damages regardless of the form of action.

VICTREX™, APTIV™, VICOTE™, VICTREX PIPES™, VICTREX HT™, VICTREX ST™, VICTREX WG™, PEEK-ESD™ and the Triangle (Device), are trademarks of Victrex plc or its group companies.

